CATALOGUE LIGHTING POLE
2021 - 2022

WINLIGHT

WINNER LIGHT CORPORATION CO., LTD.

TUBULAR STEP TYPE

SPECIFICATION

- TUBULAR STEEL, WHICH 3.2MM.IN THICKNESS, SERVICE DOOR FOR CABLE CONNECTION, HOT DIP GALVANIZED OR UV RESISTANT POLYESTER POWDER COAT

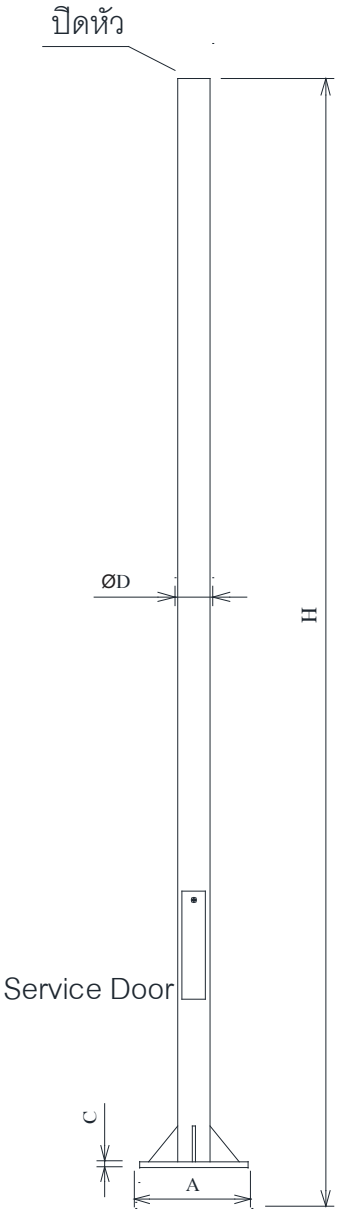

DIMENSIONS (mm.)					
MODEL	H	A x B x C	D	Ø	ØD
WST103 3M	3 M	300x300x15	200	25x60	3"
WST1034M	4 M	300x300x15	200	25x60	3"
WST103 5M	5 M	350x350x15	250	30x70	3"
WST103 6M	6 M	350x350x15	250	30x70	3"

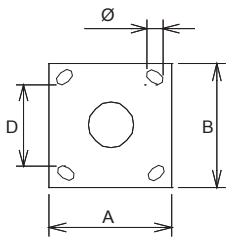

TUBULAR STEP

SPECIFICATION

- TUBULAR STEEL, WHICH 3.2MM.IN THICKNESS, SERVICE DOOR FOR CABLE CONNECTION, HOT DIP GALVANIZED OR UV RESISTANT POLYESTER POWDER COAT

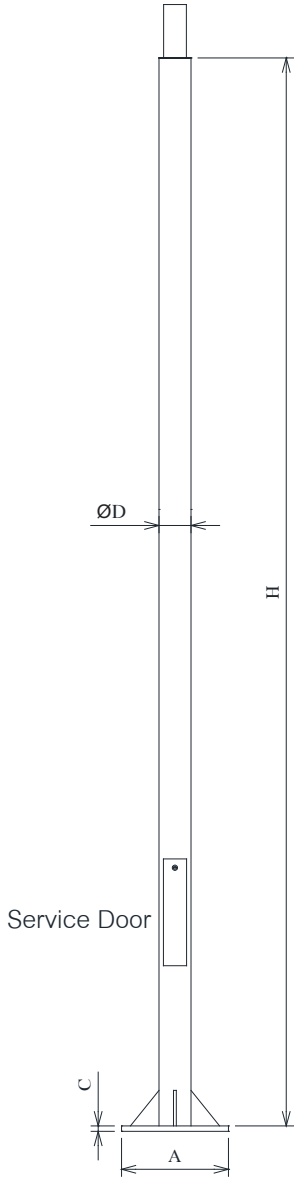

DIMENSIONS (mm.)						
MODEL	H	A x B x C	D	Ø	ØD	ADAPTER
WST113 3M	3 M	300x300x15	200	25x60	3"	2"
WST113 4M	4 M	300x300x15	200	25x60	3"	2"
WST113 5M	5 M	350x350x15	250	30x70	3"	2"
WST113 6M	6 M	350x350x15	250	30x70	3"	2"
DIMENSIONS (mm.)						
MODEL	H	A x B x C	D	Ø	ØD	ADAPTER
WST114 3M	3 M	300x300x15	200	25x60	4"	2"
WST114 4M	4 M	300x300x15	200	25x60	4"	2"
WST114 5M	5 M	350x350x15	250	30x70	4"	2"
WST114 6M	6 M	350x350x15	250	30x70	4"	2"
WST114 7M	7 M	350x350x15	250	30x70	4"	2"
WST114 8M	8 M	350x350x15	250	30x70	4"	2"
WST114 9M	9 M	400x400x15	300	30x70	4"	2"
DIMENSIONS (mm.)						
MODEL	H	A x B x C	D	Ø	ØD	ADAPTER
WST115 3M	3 M	300x300x15	200	25x60	5"	2"
WST115 4M	4 M	300x300x15	200	25x60	5"	2"
WST115 5M	5 M	350x350x15	250	30x70	5"	2"
WST115 6M	6 M	350x350x15	250	30x70	5"	2"
WST115 7M	7 M	350x350x15	250	30x70	5"	2"
WST115 8M	8 M	350x350x15	250	30x70	5"	2"
WST115 9M	9 M	400x400x15	300	30x70	5"	2"

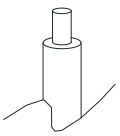

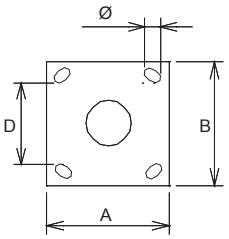

WINLIGHT

TUBULAR STEP

SPECIFICATION

- TUBULAR STEEL, WHICH 3.2MM.IN THICKNESS, SERVICE DOOR FOR CABLE CONNECTION, HOT DIP GALVANIZED OR UV RESISTANT POLYESTER POWDER COAT

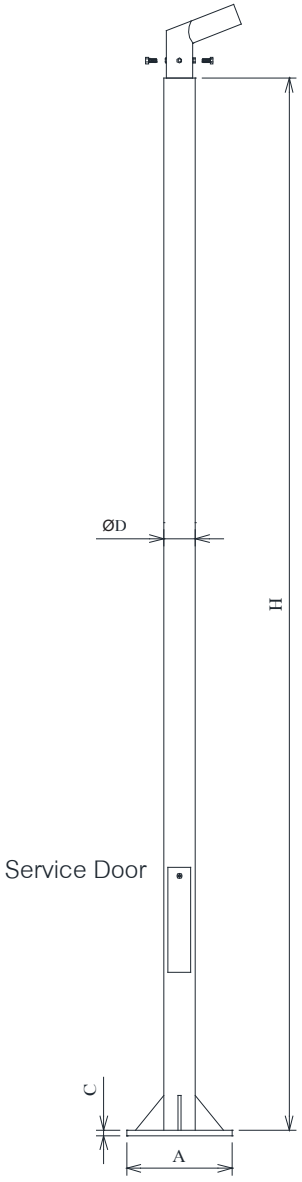

DIMENSIONS (mm.)						
MODEL	H	A x B x C	D	Ø	ØD	ADAPTER
WST113 B1 3M	3 M	300x300x15	200	25x60	3"	2"
WST113 B1 4M	4 M	300x300x15	200	25x60	3"	2"
WST113 B1 5M	5 M	350x350x15	250	30x70	3"	2"
WST113 B1 6M	6 M	350x350x15	250	30x70	3"	2"
DIMENSIONS (mm.)						
MODEL	H	A x B x C	D	Ø	ØD	ADAPTER
WST114 B1 3M	3 M	300x300x15	200	25x60	4"	2"
WST114 B1 4M	4 M	300x300x15	200	25x60	4"	2"
WST114 B1 5M	5 M	350x350x15	250	30x70	4"	2"
WST114 B1 6M	6 M	350x350x15	250	30x70	4"	2"
WST114 B1 7M	7 M	350x350x15	250	30x70	4"	2"
WST114 B1 8M	8 M	350x350x15	250	30x70	4"	2"
WST114 B1 9M	9 M	400x400x15	300	30x70	4"	2"
DIMENSIONS (mm.)						
MODEL	H	A x B x C	D	Ø	ØD	ADAPTER
WST115 B1 3M	3 M	300x300x15	200	25x60	5"	2"
WST115 B1 4M	4 M	300x300x15	200	25x60	5"	2"
WST115 B1 5M	5 M	350x350x15	250	30x70	5"	2"
WST115 B1 6M	6 M	350x350x15	250	30x70	5"	2"
WST115 B1 7M	7 M	350x350x15	250	30x70	5"	2"
WST115 B1 8M	8 M	350x350x15	250	30x70	5"	2"
WST115 B1 9M	9 M	400x400x15	300	30x70	5"	2"

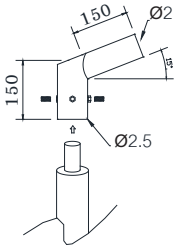

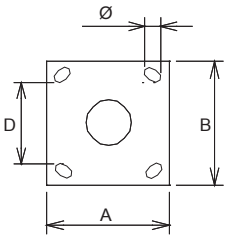

TUBULAR STEP

SPECIFICATION

- TUBULAR STEEL, WHICH 3.2MM.IN THICKNESS, SERVICE DOOR FOR CABLE CONNECTION, HOT DIP GALVANIZED OR UV RESISTANT POLYESTER POWDER COAT

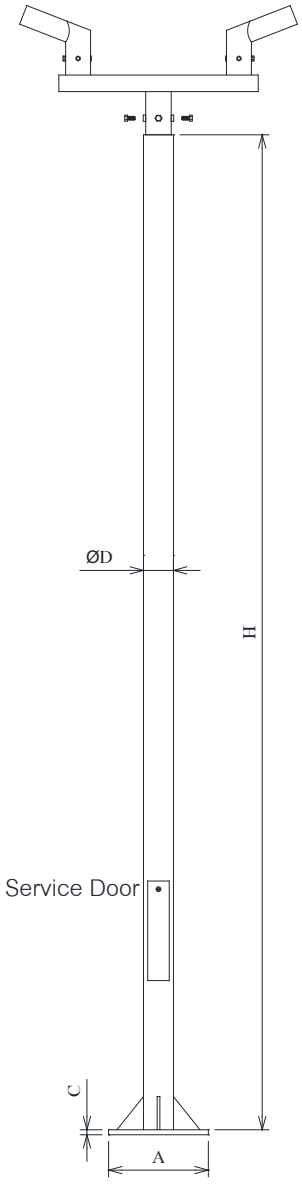

DIMENSIONS (mm.)						
MODEL	H	A x B x C	D	Ø	ØD	ADAPTER
WST113 B2 3M	3 M	300x300x15	200	25x60	3"	2"
WST113 B2 4M	4 M	300x300x15	200	25x60	3"	2"
WST113 B2 5M	5 M	350x350x15	250	30x70	3"	2"
WST113 B2 6M	6 M	350x350x15	250	30x70	3"	2"
DIMENSIONS (mm.)						
MODEL	H	A x B x C	D	Ø	ØD	ADAPTER
WST114 B2 3M	3 M	300x300x15	200	25x60	4"	2"
WST114 B2 4M	4 M	300x300x15	200	25x60	4"	2"
WST114 B2 5M	5 M	350x350x15	250	30x70	4"	2"
WST114 B2 6M	6 M	350x350x15	250	30x70	4"	2"
WST114 B2 7M	7 M	350x350x15	250	30x70	4"	2"
WST114 B2 8M	8 M	350x350x15	250	30x70	4"	2"
WST114 B2 9M	9 M	400x400x15	300	30x70	4"	2"
DIMENSIONS (mm.)						
MODEL	H	A x B x C	D	Ø	ØD	ADAPTER
WST115 B2 3M	3 M	300x300x15	200	25x60	5"	2"
WST115 B2 4M	4 M	300x300x15	200	25x60	5"	2"
WST115 B2 5M	5 M	350x350x15	250	30x70	5"	2"
WST115 B2 6M	6 M	350x350x15	250	30x70	5"	2"
WST115 B2 7M	7 M	350x350x15	250	30x70	5"	2"
WST115 B2 8M	8 M	350x350x15	250	30x70	5"	2"
WST115 B2 9M	9 M	400x400x15	300	30x70	5"	2"

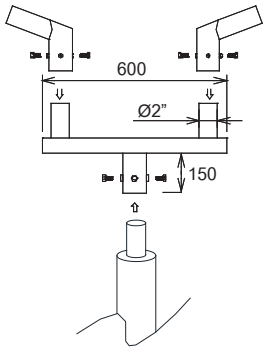

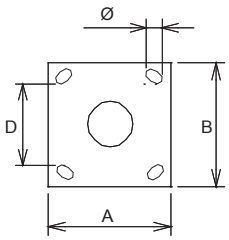

WINLIGHT

TUBULAR STEP

SPECIFICATION

- TUBULAR STEEL, WHICH 3.2MM.IN THICKNESS, SERVICE DOOR FOR CABLE CONNECTION, HOT DIP GALVANIZED OR UV RESISTANT POLYESTER POWDER COAT

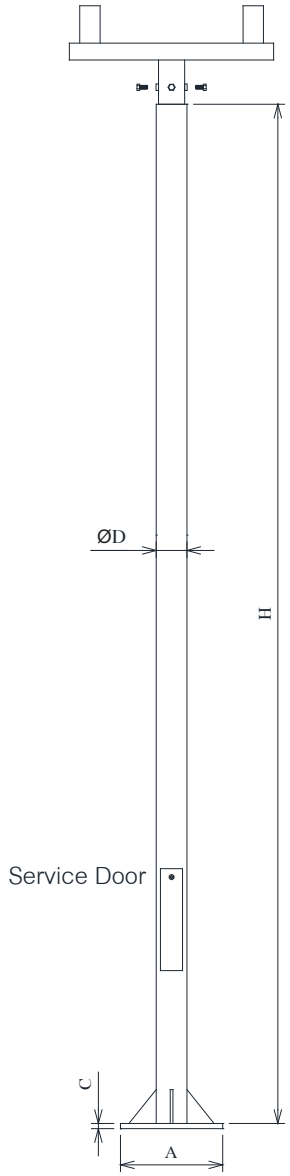

DIMENSIONS (mm.)						
MODEL	H	A x B x C	D	Ø	ØD	ADAPTER
WST113 B6 3M	3 M	300x300x15	200	25x60	3"	2"
WST113 B6 4M	4 M	300x300x15	200	25x60	3"	2"
WST113 B6 5M	5 M	350x350x15	250	30x70	3"	2"
WST113 B6 6M	6 M	350x350x15	250	30x70	3"	2"
DIMENSIONS (mm.)						
MODEL	H	A x B x C	D	Ø	ØD	ADAPTER
WST114 B6 3M	3 M	300x300x15	200	25x60	4"	2"
WST114 B6 4M	4 M	300x300x15	200	25x60	4"	2"
WST114 B6 5M	5 M	350x350x15	250	30x70	4"	2"
WST114 B6 6M	6 M	350x350x15	250	30x70	4"	2"
WST114 B6 7M	7 M	350x350x15	250	30x70	4"	2"
WST114 B6 8M	8 M	350x350x15	250	30x70	4"	2"
WST114 B6 9M	9 M	400x400x15	300	30x70	4"	2"
DIMENSIONS (mm.)						
MODEL	H	A x B x C	D	Ø	ØD	ADAPTER
WST115 B63M	3 M	300x300x15	200	25x60	5"	2"
WST115 B6 4M	4 M	300x300x15	200	25x60	5"	2"
WST115 B6 5M	5 M	350x350x15	250	30x70	5"	2"
WST115 B6 6M	6 M	350x350x15	250	30x70	5"	2"
WST115 B6 7M	7 M	350x350x15	250	30x70	5"	2"
WST115 B6 8M	8 M	350x350x15	250	30x70	5"	2"
WST115 B6 9M	9 M	400x400x15	300	30x70	5"	2"

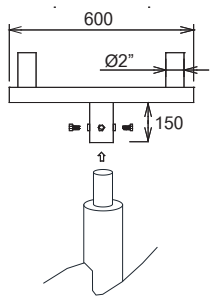

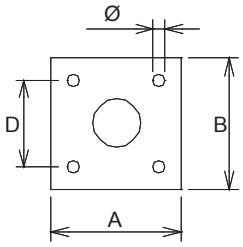

TUBULAR STEP

SPECIFICATION

- TUBULAR STEEL, WHICH 3.2MM.IN THICKNESS, SERVICE DOOR FOR CABLE CONNECTION, HOT DIP GALVANIZED OR UV RESISTANT POLYESTER POWDER COAT

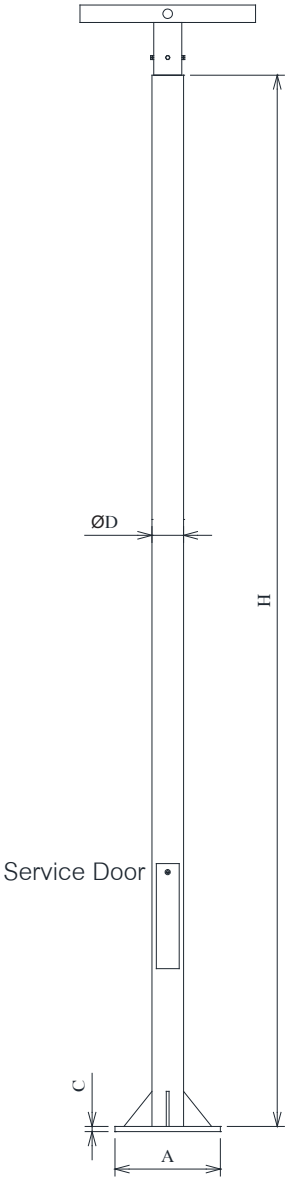

DIMENSIONS (mm.)					
MODEL	H	A x B x C	D	Ø	ØD
WST113 T1 3M	3 M	300x300x15	200	25x60	3"
WST113 T1 4M	4 M	300x300x15	200	25x60	3"
WST113 T1 5M	5 M	350x350x15	250	30x70	3"
WST113 T1 6M	6 M	350x350x15	250	30x70	3"
DIMENSIONS (mm.)					
MODEL	H	A x B x C	D	Ø	ØD
WST114 T1 3M	3 M	300x300x15	200	25x60	4"
WST114 T1 4M	4 M	300x300x15	200	25x60	4"
WST114 T1 5M	5 M	350x350x15	250	30x70	4"
WST114 T1 6M	6 M	350x350x15	250	30x70	4"
WST114 T1 7M	7 M	350x350x15	250	30x70	4"
WST114 T1 8M	8 M	350x350x15	250	30x70	4"
WST114 T1 9M	9 M	400x400x15	300	30x70	4"
DIMENSIONS (mm.)					
MODEL	H	A x B x C	D	Ø	ØD
WST115 T1 3M	3 M	300x300x15	200	25x60	5"
WST115 T1 4M	4 M	300x300x15	200	25x60	5"
WST115 T1 5M	5 M	350x350x15	250	30x70	5"
WST115 T1 6M	6 M	350x350x15	250	30x70	5"
WST115 T1 7M	7 M	350x350x15	250	30x70	5"
WST115 T1 8M	8 M	350x350x15	250	30x70	5"
WST115 T1 9M	9 M	400x400x15	300	30x70	5"

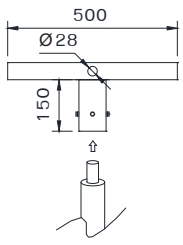

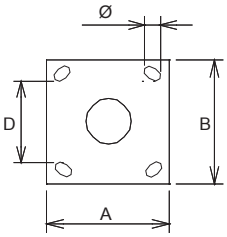

WINLIGHT

TUBULAR STEP

SPECIFICATION

- TUBULAR STEEL, WHICH 3.2MM.IN THICKNESS, SERVICE DOOR FOR CABLE CONNECTION, HOT DIP GALVANIZED OR UV RESISTANT POLYESTER POWDER COAT

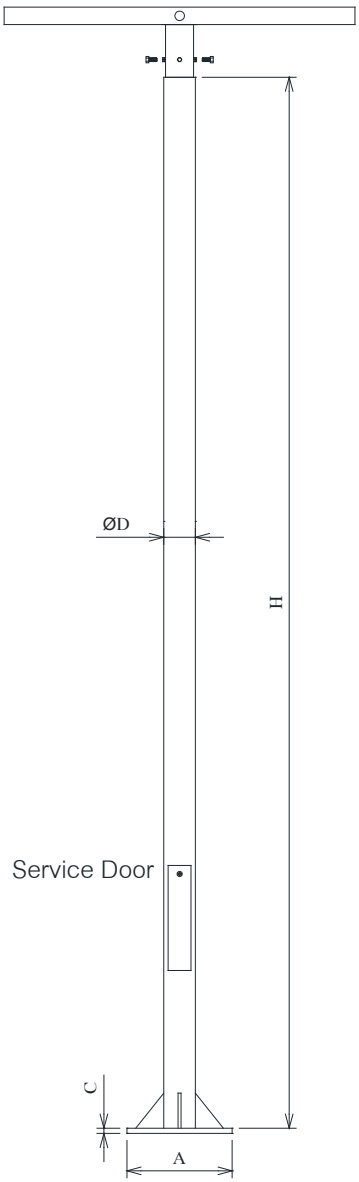

DIMENSIONS (mm.)					
MODEL	H	A x B x C	D	Ø	ØD
WST113 T2 3M	3 M	300x300x15	200	25x60	3"
WST113 T2 4M	4 M	300x300x15	200	25x60	3"
WST113 T2 5M	5 M	350x350x15	250	30x70	3"
WST113 T2 6M	6 M	350x350x15	250	30x70	3"
DIMENSIONS (mm.)					
MODEL	H	A x B x C	D	Ø	ØD
WST114 T2 3M	3 M	300x300x15	200	25x60	4"
WST114 T2 4M	4 M	300x300x15	200	25x60	4"
WST114 T2 5M	5 M	350x350x15	250	30x70	4"
WST114 T2 6M	6 M	350x350x15	250	30x70	4"
WST114 T2 7M	7 M	350x350x15	250	30x70	4"
WST114 T2 8M	8 M	350x350x15	250	30x70	4"
WST114 T2 9M	9 M	400x400x15	300	30x70	4"
DIMENSIONS (mm.)					
MODEL	H	A x B x C	D	Ø	ØD
WST115 T2 3M	3 M	300x300x15	200	25x60	5"
WST115 T2 4M	4 M	300x300x15	200	25x60	5"
WST115 T2 5M	5 M	350x350x15	250	30x70	5"
WST115 T2 6M	6 M	350x350x15	250	30x70	5"
WST115 T2 7M	7 M	350x350x15	250	30x70	5"
WST115 T2 8M	8 M	350x350x15	250	30x70	5"
WST115 T2 9M	9 M	400x400x15	300	30x70	5"

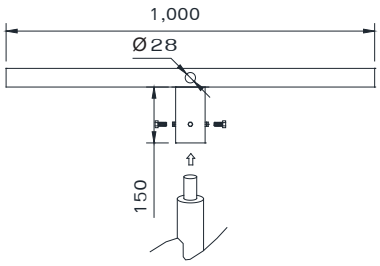

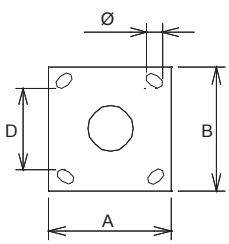

TUBULAR STEP

SPECIFICATION

- TUBULAR STEEL, WHICH 3.2MM.IN THICKNESS, SERVICE DOOR FOR CABLE CONNECTION, HOT DIP GALVANIZED OR UV RESISTANT POLYESTER POWDER COAT

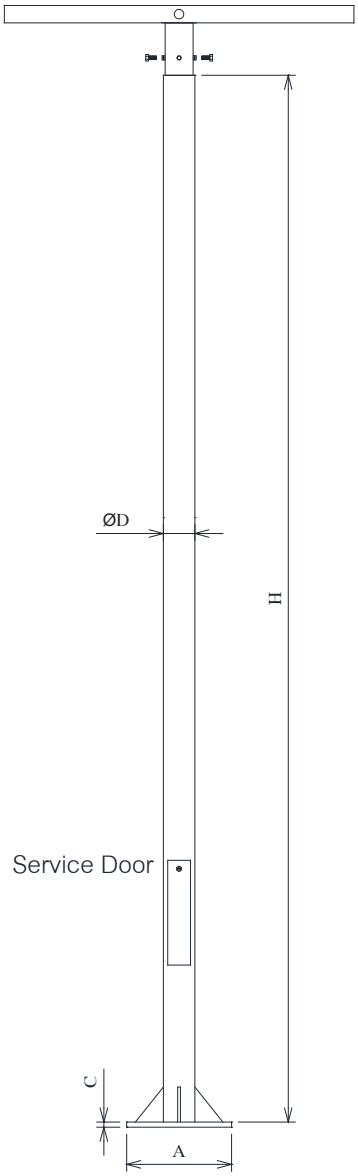

DIMENSIONS (mm.)					
MODEL	H	A x B x C	D	Ø	ØD
WST113 T3 3M	3 M	300x300x15	200	25x60	3"
WST113 T3 4M	4 M	300x300x15	200	25x60	3"
WST113 T3 5M	5 M	350x350x15	250	30x70	3"
WST113 T3 6M	6 M	350x350x15	250	30x70	3"
DIMENSIONS (mm.)					
MODEL	H	A x B x C	D	Ø	ØD
WST114 T3 3M	3 M	300x300x15	200	25x60	4"
WST114 T3 4M	4 M	300x300x15	200	25x60	4"
WST114 T3 5M	5 M	350x350x15	250	30x70	4"
WST114 T3 6M	6 M	350x350x15	250	30x70	4"
WST114 T3 7M	7 M	350x350x15	250	30x70	4"
WST114 T3 8M	8 M	350x350x15	250	30x70	4"
WST114 T3 9M	9 M	400x400x15	300	30x70	4"
DIMENSIONS (mm.)					
MODEL	H	A x B x C	D	Ø	ØD
WST115 T3 3M	3 M	300x300x15	200	25x60	5"
WST115 T3 4M	4 M	300x300x15	200	25x60	5"
WST115 T3 5M	5 M	350x350x15	250	30x70	5"
WST115 T3 6M	6 M	350x350x15	250	30x70	5"
WST115 T3 7M	7 M	350x350x15	250	30x70	5"
WST115 T3 8M	8 M	350x350x15	250	30x70	5"
WST115 T3 9M	9 M	400x400x15	300	30x70	5"

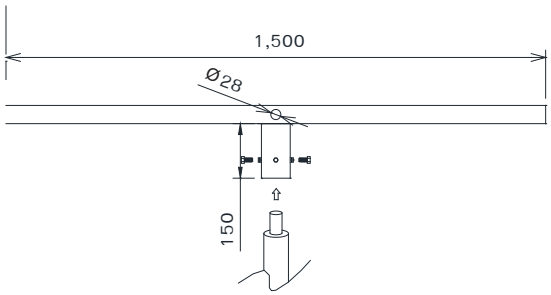

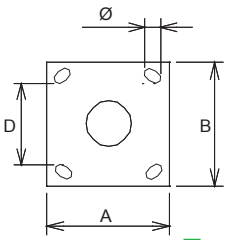

WINLIGHT

TUBULAR STEP

SPECIFICATION

- TUBULAR STEEL, WHICH 3.2MM.IN THICKNESS, SERVICE DOOR FOR CABLE CONNECTION, HOT DIP GALVANIZED OR UV RESISTANT POLYESTER POWDER COAT

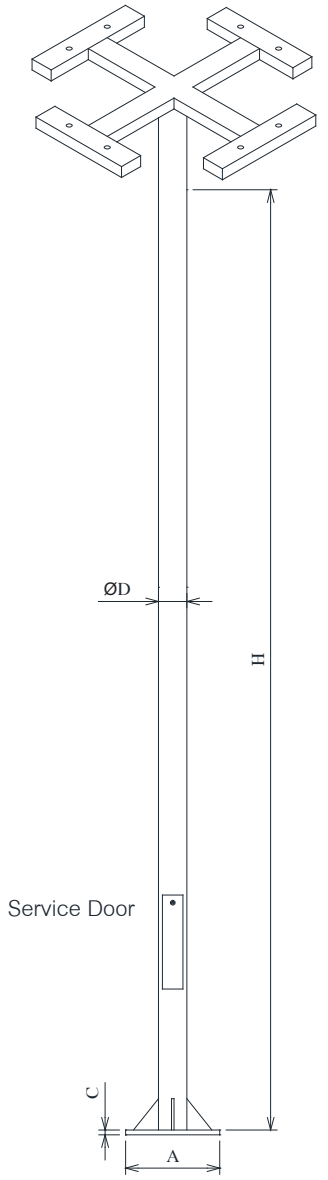

DIMENSIONS (mm.)					
MODEL	H	A x B x C	D	Ø	ØD
WST113 T4-X 3M	3 M	300x300x15	200	25x60	3"
WST113 T4-X 4M	4 M	300x300x15	200	25x60	3"
WST113 T4-X 5M	5 M	350x350x15	250	30x70	3"
WST113 T4-X 6M	6 M	350x350x15	250	30x70	3"
DIMENSIONS (mm.)					
MODEL	H	A x B x C	D	Ø	ØD
WST114 T4-X 3M	3 M	300x300x15	200	25x60	4"
WST114 T4-X 4M	4 M	300x300x15	200	25x60	4"
WST114 T4-X 5M	5 M	350x350x15	250	30x70	4"
WST114 T4-X 6M	6 M	350x350x15	250	30x70	4"
WST114 T4-X 7M	7 M	350x350x15	250	30x70	4"
WST114 T4-X 8M	8 M	350x350x15	250	30x70	4"
WST114 T4-X 9M	9 M	400x400x15	300	30x70	4"
DIMENSIONS (mm.)					
MODEL	H	A x B x C	D	Ø	ØD
WST115 T4-X 3M	3 M	300x300x15	200	25x60	5"
WST115 T4-X 4M	4 M	300x300x15	200	25x60	5"
WST115 T4-X 5M	5 M	350x350x15	250	30x70	5"
WST115 T4-X 6M	6 M	350x350x15	250	30x70	5"
WST115 T4-X 7M	7 M	350x350x15	250	30x70	5"
WST115 T4-X 8M	8 M	350x350x15	250	30x70	5"
WST115 T4-X 9M	9 M	400x400x15	300	30x70	5"

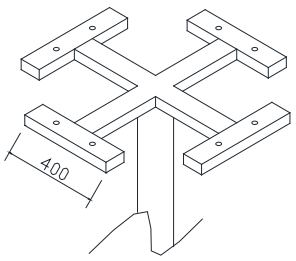

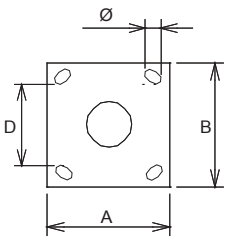

TUBULAR STEP

SPECIFICATION

- TUBULAR STEEL, WHICH 3.2MM.IN THICKNESS, SERVICE DOOR FOR CABLE CONNECTION, HOT DIP GALVANIZED OR UV RESISTANT POLYESTER POWDER COAT

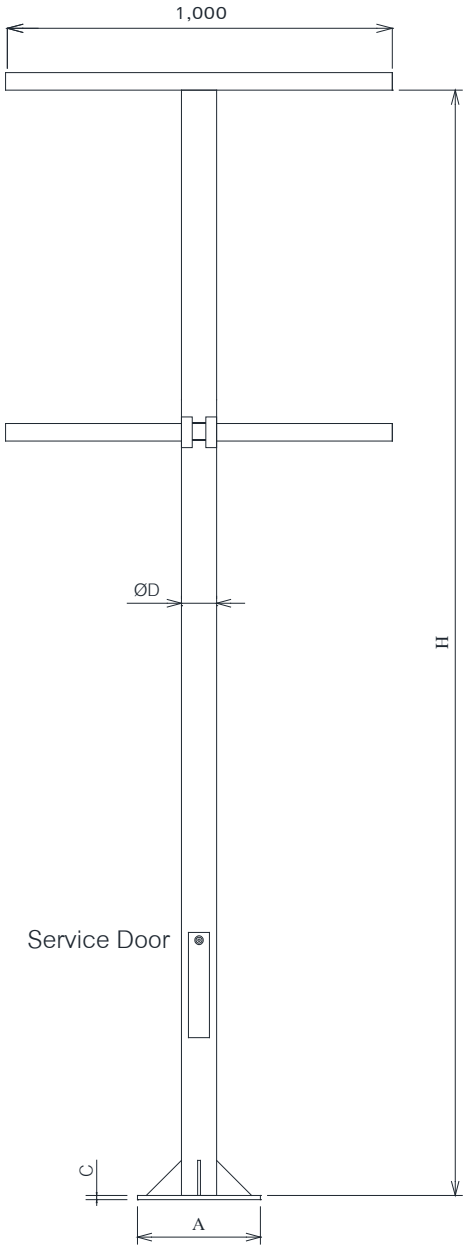

DIMENSIONS (mm.)					
MODEL	H	A x B x C	D	Ø	ØD
WST113 T4-2 3M	3 M	300x300x15	200	25x60	3"
WST113 T4-2 4M	4 M	300x300x15	200	25x60	3"
WST113 T4-2 5M	5 M	350x350x15	250	30x70	3"
WST113 T4-2 6M	6 M	350x350x15	250	30x70	3"
DIMENSIONS (mm.)					
MODEL	H	A x B x C	D	Ø	ØD
WST114 T4-2 3M	3 M	300x300x15	200	25x60	4"
WST114 T4-2 4M	4 M	300x300x15	200	25x60	4"
WST114 T4-2 5M	5 M	350x350x15	250	30x70	4"
WST114 T4-2 6M	6 M	350x350x15	250	30x70	4"
WST114 T4-2 7M	7 M	350x350x15	250	30x70	4"
WST114 T4-2 8M	8 M	350x350x15	250	30x70	4"
WST114 T4-2 9M	9 M	400x400x15	300	30x70	4"
DIMENSIONS (mm.)					
MODEL	H	A x B x C	D	Ø	ØD
WST115 T4-2 3M	3 M	300x300x15	200	25x60	5"
WST115 T4-2 4M	4 M	300x300x15	200	25x60	5"
WST115 T4-2 5M	5 M	350x350x15	250	30x70	5"
WST115 T4-2 6M	6 M	350x350x15	250	30x70	5"
WST115 T4-2 7M	7 M	350x350x15	250	30x70	5"
WST115 T4-2 8M	8 M	350x350x15	250	30x70	5"
WST115 T4-2 9M	9 M	400x400x15	300	30x70	5"

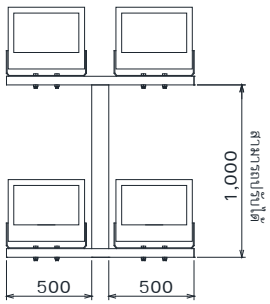

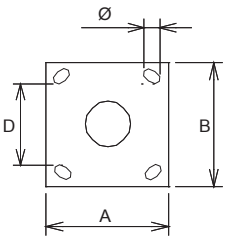

WINLIGHT

TUBULAR STEP

SPECIFICATION

- TUBULAR STEEL, WHICH 3.2MM.IN THICKNESS, SERVICE DOOR FOR CABLE CONNECTION, HOT DIP GALVANIZED OR UV RESISTANT POLYESTER POWDER COAT

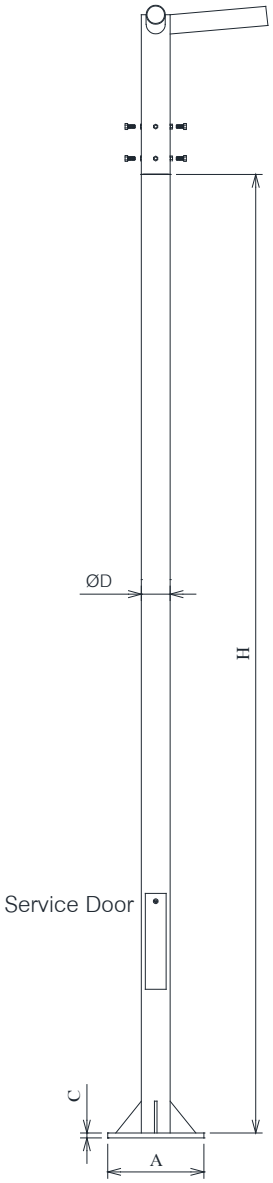

DIMENSIONS (mm.)					
MODEL	H	A x B x C	D	Ø	ØD
WST113 L1 3M	3 M	300x300x15	200	25x60	3"
WST113 L1 4M	4 M	300x300x15	200	25x60	3"
WST113 L1 5M	5 M	350x350x15	250	30x70	3"
WST113 L1 6M	6 M	350x350x15	250	30x70	3"
DIMENSIONS (mm.)					
MODEL	H	A x B x C	D	Ø	ØD
WST114 L1 3M	3 M	300x300x15	200	25x60	4"
WST114 L1 4M	4 M	300x300x15	200	25x60	4"
WST114 L1 5M	5 M	350x350x15	250	30x70	4"
WST114 L1 6M	6 M	350x350x15	250	30x70	4"
WST114 L1 7M	7 M	350x350x15	250	30x70	4"
WST114 L1 8M	8 M	350x350x15	250	30x70	4"
WST114 L1 9M	9 M	400x400x15	300	30x70	4"
DIMENSIONS (mm.)					
MODEL	H	A x B x C	D	Ø	ØD
WST115 L1 3M	3 M	300x300x15	200	25x60	5"
WST115 L1 4M	4 M	300x300x15	200	25x60	5"
WST115 L1 5M	5 M	350x350x15	250	30x70	5"
WST115 L1 6M	6 M	350x350x15	250	30x70	5"
WST115 L1 7M	7 M	350x350x15	250	30x70	5"
WST115 L1 8M	8 M	350x350x15	250	30x70	5"
WST115 L1 9M	9 M	400x400x15	300	30x70	5"

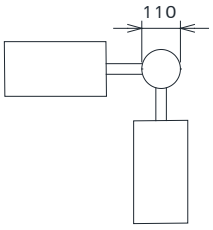

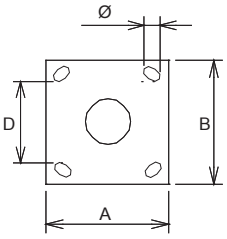

TUBULAR STEP

SPECIFICATION

- TUBULAR STEEL, WHICH 3.2MM.IN THICKNESS, SERVICE DOOR FOR CABLE CONNECTION, HOT DIP GALVANIZED OR UV RESISTANT POLYESTER POWDER COAT

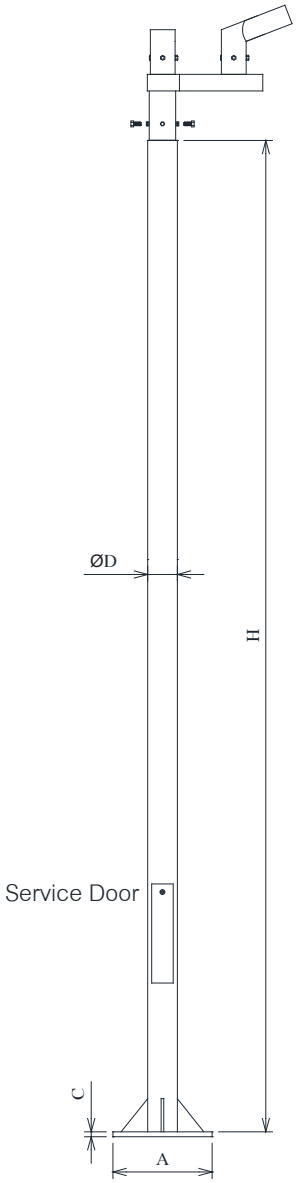

DIMENSIONS (mm.)						
MODEL	H	A x B x C	D	Ø	ØD	ADAPTER
WST113 L2 3M	3 M	300x300x15	200	25x60	3"	2"
WST113 L2 4M	4 M	300x300x15	200	25x60	3"	2"
WST113 L2 5M	5 M	350x350x15	250	30x70	3"	2"
WST113 L2 6M	6 M	350x350x15	250	30x70	3"	2"
DIMENSIONS (mm.)						
MODEL	H	A x B x C	D	Ø	ØD	ADAPTER
WST114 L2 3M	3 M	300x300x15	200	25x60	4"	2"
WST114 L2 4M	4 M	300x300x15	200	25x60	4"	2"
WST114 L2 5M	5 M	350x350x15	250	30x70	4"	2"
WST114 L2 6M	6 M	350x350x15	250	30x70	4"	2"
WST114 L2 7M	7 M	350x350x15	250	30x70	4"	2"
WST114 L2 8M	8 M	350x350x15	250	30x70	4"	2"
WST114 L2 9M	9 M	400x400x15	300	30x70	4"	2"
DIMENSIONS (mm.)						
MODEL	H	A x B x C	D	Ø	ØD	ADAPTER
WST115 L2 3M	3 M	300x300x15	200	25x60	5"	2"
WST115 L2 4M	4 M	300x300x15	200	25x60	5"	2"
WST115 L2 5M	5 M	350x350x15	250	30x70	5"	2"
WST115 L2 6M	6 M	350x350x15	250	30x70	5"	2"
WST115 L2 7M	7 M	350x350x15	250	30x70	5"	2"
WST115 L2 8M	8 M	350x350x15	250	30x70	5"	2"
WST115 L2 9M	9 M	400x400x15	300	30x70	5"	2"

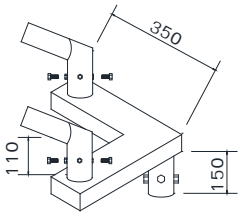

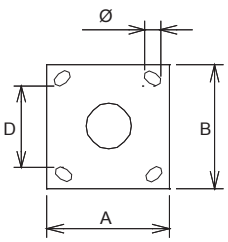

WINLIGHT

TUBULAR STEP

SPECIFICATION

- TUBULAR STEEL, WHICH 3.2MM.IN THICKNESS, SERVICE DOOR FOR CABLE CONNECTION, HOT DIP GALVANIZED OR UV RESISTANT POLYESTER POWDER COAT

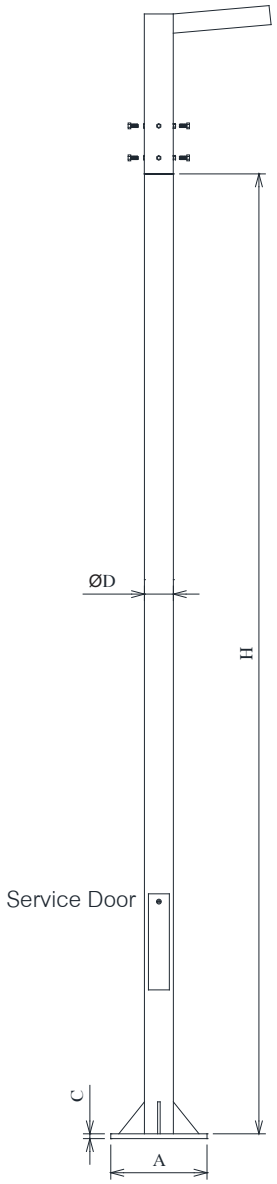

DIMENSIONS (mm.)						
MODEL	H	A x B x C	D	Ø	ØD	ADAPTER
WST113 Y1 3M	3 M	300x300x15	200	25x60	3"	2"
WST113 Y1 4M	4 M	300x300x15	200	25x60	3"	2"
WST113 Y1 5M	5 M	350x350x15	250	30x70	3"	2"
WST113 Y1 6M	6 M	350x350x15	250	30x70	3"	2"
DIMENSIONS (mm.)						
MODEL	H	A x B x C	D	Ø	ØD	ADAPTER
WST114 Y1 3M	3 M	300x300x15	200	25x60	4"	2"
WST114 Y1 4M	4 M	300x300x15	200	25x60	4"	2"
WST114 Y1 5M	5 M	350x350x15	250	30x70	4"	2"
WST114 Y1 6M	6 M	350x350x15	250	30x70	4"	2"
WST114 Y1 7M	7 M	350x350x15	250	30x70	4"	2"
WST114 Y1 8M	8 M	350x350x15	250	30x70	4"	2"
WST114 Y1 9M	9 M	400x400x15	300	30x70	4"	2"
DIMENSIONS (mm.)						
MODEL	H	A x B x C	D	Ø	ØD	ADAPTER
WST115 Y1 3M	3 M	300x300x15	200	25x60	5"	2"
WST115 Y1 4M	4 M	300x300x15	200	25x60	5"	2"
WST115 Y1 5M	5 M	350x350x15	250	30x70	5"	2"
WST115 Y1 6M	6 M	350x350x15	250	30x70	5"	2"
WST115 Y1 7M	7 M	350x350x15	250	30x70	5"	2"
WST115 Y1 8M	8 M	350x350x15	250	30x70	5"	2"
WST115 Y1 9M	9 M	400x400x15	300	30x70	5"	2"

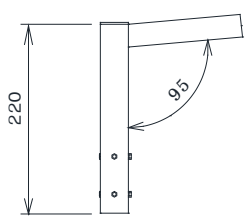

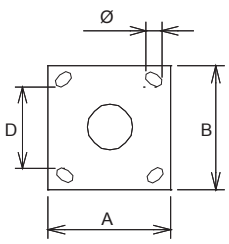

TUBULAR STEP

SPECIFICATION

- TUBULAR STEEL, WHICH 3.2MM.IN THICKNESS, SERVICE DOOR FOR CABLE CONNECTION, HOT DIP GALVANIZED OR UV RESISTANT POLYESTER POWDER COAT

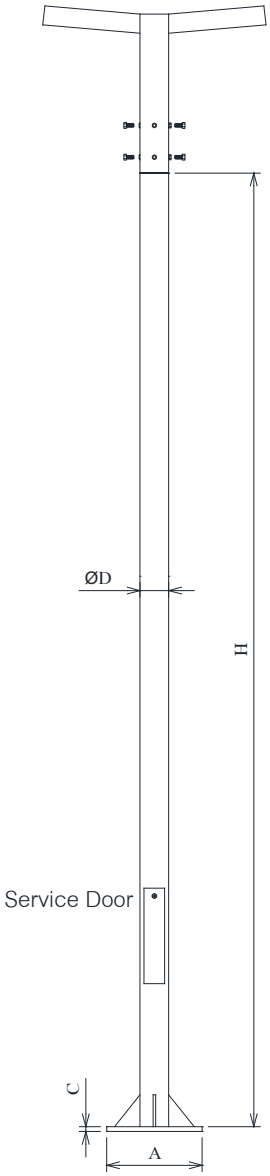

DIMENSIONS (mm.)						
MODEL	H	A x B x C	D	Ø	ØD	ADAPTER
WST113 Y2 3M	3 M	300x300x15	200	25x60	3"	2"
WST113 Y2 4M	4 M	300x300x15	200	25x60	3"	2"
WST113 Y2 5M	5 M	350x350x15	250	30x70	3"	2"
WST113 Y2 6M	6 M	350x350x15	250	30x70	3"	2"
DIMENSIONS (mm.)						
MODEL	H	A x B x C	D	Ø	ØD	ADAPTER
WST114 Y2 3M	3 M	300x300x15	200	25x60	4"	2"
WST114 Y2 4M	4 M	300x300x15	200	25x60	4"	2"
WST114 Y2 5M	5 M	350x350x15	250	30x70	4"	2"
WST114 Y2 6M	6 M	350x350x15	250	30x70	4"	2"
WST114 Y2 7M	7 M	350x350x15	250	30x70	4"	2"
WST114 Y2 8M	8 M	350x350x15	250	30x70	4"	2"
WST114 Y2 9M	9 M	400x400x15	300	30x70	4"	2"
DIMENSIONS (mm.)						
MODEL	H	A x B x C	D	Ø	ØD	ADAPTER
WST115 Y2 3M	3 M	300x300x15	200	25x60	5"	2"
WST115 Y2 4M	4 M	300x300x15	200	25x60	5"	2"
WST115 Y2 5M	5 M	350x350x15	250	30x70	5"	2"
WST115 Y2 6M	6 M	350x350x15	250	30x70	5"	2"
WST115 Y2 7M	7 M	350x350x15	250	30x70	5"	2"
WST115 Y2 8M	8 M	350x350x15	250	30x70	5"	2"
WST115 Y2 9M	9 M	400x400x15	300	30x70	5"	2"

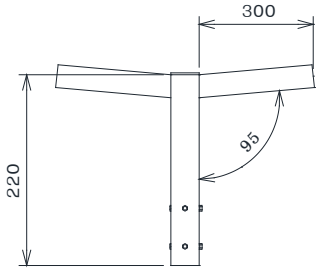

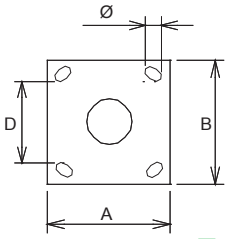

WINLIGHT

SQUARE STEP

SPECIFICATION

- SQUARE TUBULAR STEEL, WHICH 3.2MM.IN THICKNESS, SERVICE DOOR FOR CABLE CONNECTION, HOT DIP GALVANIZED OR UV RESISTANT POLYESTER POWDER COAT

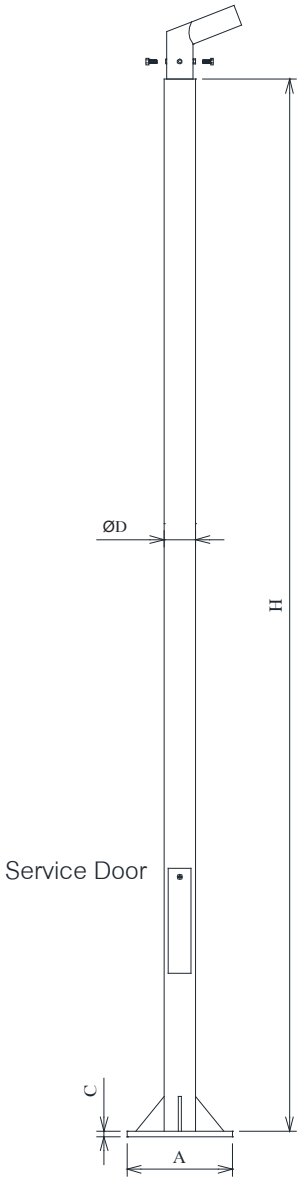

DIMENSIONS (mm.)						
MODEL	H	A x B x C	D	Ø	D	ADAPTER
WST413 B1 3M	3 M	300x300x15	200	25x60	3"x3"	2"
WST413 B1 4M	4 M	300x300x15	200	25x60	3"x3"	2"
WST413 B1 5M	5 M	350x350x15	250	30x70	3"x3"	2"
WST413 B1 6M	6 M	350x350x15	250	30x70	3"x3"	2"
DIMENSIONS (mm.)						
MODEL	H	A x B x C	D	Ø	D	ADAPTER
WST414 B1 3M	3 M	300x300x15	200	25x60	4"x4"	2"
WST414 B1 4M	4 M	300x300x15	200	25x60	4"x4"	2"
WST414 B1 5M	5 M	350x350x15	250	30x70	4"x4"	2"
WST414 B1 6M	6 M	350x350x15	250	30x70	4"x4"	2"
WST414 B1 7M	7 M	350x350x15	250	30x70	4"x4"	2"
WST414 B1 8M	8 M	350x350x15	250	30x70	4"x4"	2"
WST414 B1 9M	9 M	400x400x15	300	30x70	4"x4"	2"
DIMENSIONS (mm.)						
MODEL	H	A x B x C	D	Ø	D	ADAPTER
WST415 B1 3M	3 M	300x300x15	200	25x60	5"x5"	2"
WST415 B1 4M	4 M	300x300x15	200	25x60	5"x5"	2"
WST415 B1 5M	5 M	350x350x15	250	30x70	5"x5"	2"
WST415 B1 6M	6 M	350x350x15	250	30x70	5"x5"	2"
WST415 B1 7M	7 M	350x350x15	250	30x70	5"x5"	2"
WST415 B1 8M	8 M	350x350x15	250	30x70	5"x5"	2"
WST415 B1 9M	9 M	400x400x15	300	30x70	5"x5"	2"

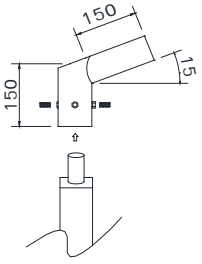

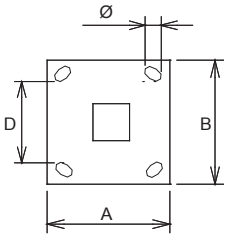

SQUARE STEP

SPECIFICATION

- SQUARE TUBULAR STEEL, WHICH 3.2MM.IN THICKNESS, SERVICE DOOR FOR CABLE CONNECTION, HOT DIP GALVANIZED OR UV RESISTANT POLYESTER POWDER COAT

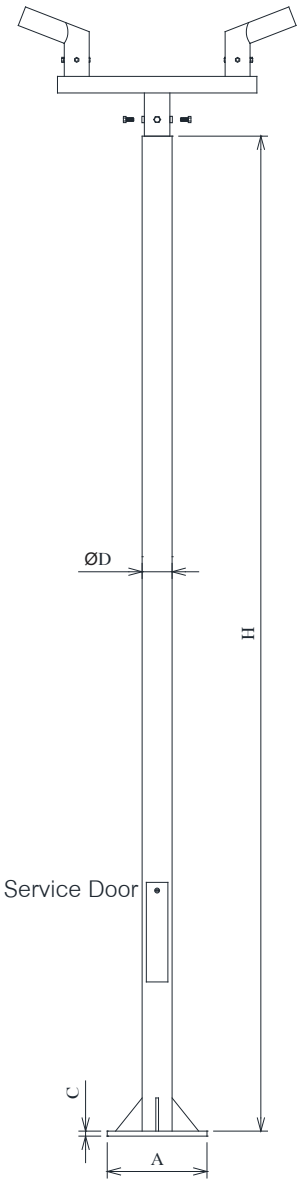

DIMENSIONS (mm.)						
MODEL	H	A x B x C	D	Ø	D	ADAPTER
WST413 B2 3M	3 M	300x300x15	200	25x60	3"x3"	2"
WST413 B2 4M	4 M	300x300x15	200	25x60	3"x3"	2"
WST413 B2 5M	5 M	350x350x15	250	30x70	3"x3"	2"
WST413 B2 6M	6 M	350x350x15	250	30x70	3"x3"	2"
DIMENSIONS (mm.)						
MODEL	H	A x B x C	D	Ø	D	ADAPTER
WST414 B2 3M	3 M	300x300x15	200	25x60	4"x4"	2"
WST414 B2 4M	4 M	300x300x15	200	25x60	4"x4"	2"
WST414 B2 5M	5 M	350x350x15	250	30x70	4"x4"	2"
WST414 B2 6M	6 M	350x350x15	250	30x70	4"x4"	2"
WST414 B2 7M	7 M	350x350x15	250	30x70	4"x4"	2"
WST414 B2 8M	8 M	350x350x15	250	30x70	4"x4"	2"
WST414 B2 9M	9 M	400x400x15	300	30x70	4"x4"	2"
DIMENSIONS (mm.)						
MODEL	H	A x B x C	D	Ø	D	ADAPTER
WST415 B2 3M	3 M	300x300x15	200	25x60	5"x5"	2"
WST415 B2 4M	4 M	300x300x15	200	25x60	5"x5"	2"
WST415 B2 5M	5 M	350x350x15	250	30x70	5"x5"	2"
WST415 B2 6M	6 M	350x350x15	250	30x70	5"x5"	2"
WST415 B2 7M	7 M	350x350x15	250	30x70	5"x5"	2"
WST415 B2 8M	8 M	350x350x15	250	30x70	5"x5"	2"
WST415 B2 9M	9 M	400x400x15	300	30x70	5"x5"	2"

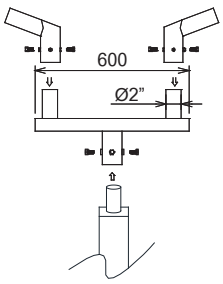

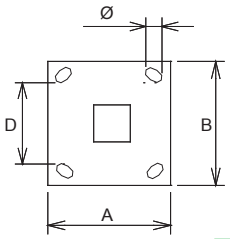

WINLIGHT

SQUARE STEP

SPECIFICATION

- SQUARE TUBULAR STEEL, WHICH 3.2MM.IN THICKNESS, SERVICE DOOR FOR CABLE CONNECTION, HOT DIP GALVANIZED OR UV RESISTANT POLYESTER POWDER COAT

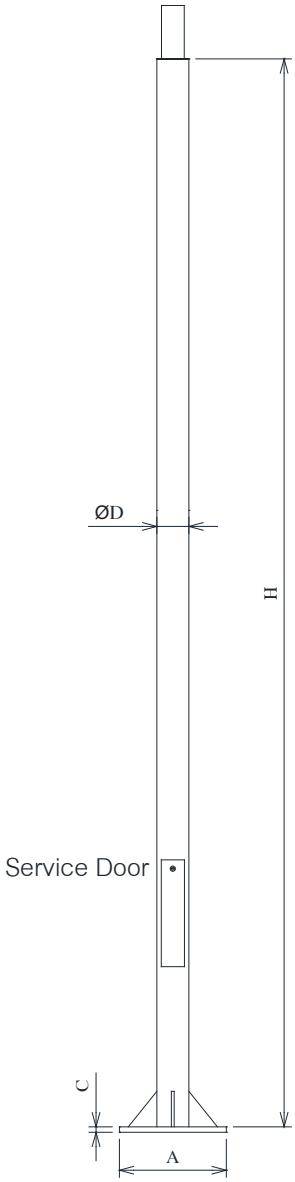

DIMENSIONS (mm.)						
MODEL	H	A x B x C	D	Ø	ØD	ADAPTER
WST413 3M	3 M	300x300x15	200	25x60	3"x3"	2"
WST413 4M	4 M	300x300x15	200	25x60	3"x3"	2"
WST413 5M	5 M	350x350x15	250	30x70	3"x3"	2"
WST413 6M	6 M	350x350x15	250	30x70	3"x3"	2"
DIMENSIONS (mm.)						
MODEL	H	A x B x C	D	Ø	ØD	ADAPTER
WST414 3M	3 M	300x300x15	200	25x60	4"x4"	2"
WST414 4M	4 M	300x300x15	200	25x60	4"x4"	2"
WST414 5M	5 M	350x350x15	250	30x70	4"x4"	2"
WST414 6M	6 M	350x350x15	250	30x70	4"x4"	2"
WST414 7M	7 M	350x350x15	250	30x70	4"x4"	2"
WST414 8M	8 M	350x350x15	250	30x70	4"x4"	2"
WST414 9M	9 M	400x400x15	300	30x70	4"x4"	2"
DIMENSIONS (mm.)						
MODEL	H	A x B x C	D	Ø	ØD	ADAPTER
WST415 3M	3 M	300x300x15	200	25x60	5"x5"	2"
WST415 4M	4 M	300x300x15	200	25x60	5"x5"	2"
WST415 5M	5 M	350x350x15	250	30x70	5"x5"	2"
WST415 6M	6 M	350x350x15	250	30x70	5"x5"	2"
WST415 7M	7 M	350x350x15	250	30x70	5"x5"	2"
WST415 8M	8 M	350x350x15	250	30x70	5"x5"	2"
WST415 9M	9 M	400x400x15	300	30x70	5"x5"	2"

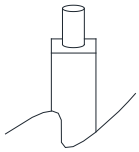

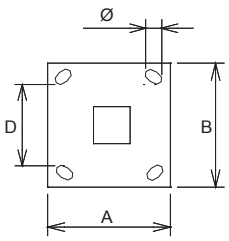

SQUARE STEP

SPECIFICATION

- SQUARE TUBULAR STEEL, WHICH 3.2MM.IN THICKNESS, SERVICE DOOR FOR CABLE CONNECTION, HOT DIP GALVANIZED OR UV RESISTANT POLYESTER POWDER COAT

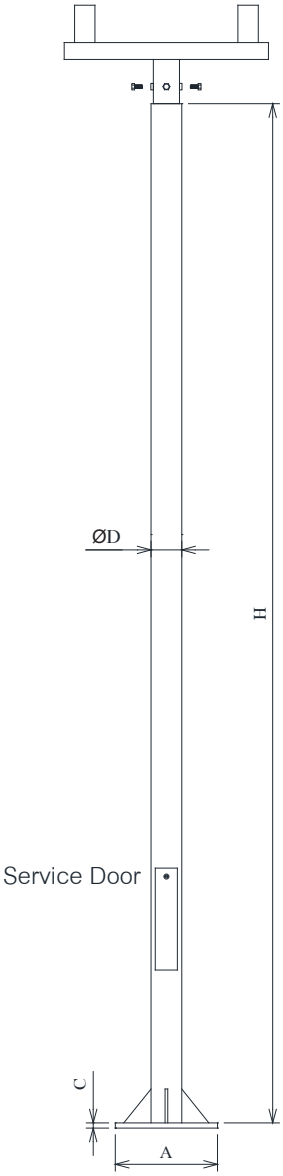

DIMENSIONS (mm.)						
MODEL	H	A x B x C	D	Ø	ØD	ADAPTER
WST413 B6 3M	3 M	300x300x15	200	25x60	3"x3"	2"
WST413 B6 4M	4 M	300x300x15	200	25x60	3"x3"	2"
WST413 B6 5M	5 M	350x350x15	250	30x70	3"x3"	2"
WST413 B6 6M	6 M	350x350x15	250	30x70	3"x3"	2"
DIMENSIONS (mm.)						
MODEL	H	A x B x C	D	Ø	ØD	ADAPTER
WST414 B6 3M	3 M	300x300x15	200	25x60	4"x4"	2"
WST414 B6 4M	4 M	300x300x15	200	25x60	4"x4"	2"
WST414 B6 5M	5 M	350x350x15	250	30x70	4"x4"	2"
WST414 B6 6M	6 M	350x350x15	250	30x70	4"x4"	2"
WST414 B6 7M	7 M	350x350x15	250	30x70	4"x4"	2"
WST414 B6 8M	8 M	350x350x15	250	30x70	4"x4"	2"
WST414 B6 9M	9 M	400x400x15	300	30x70	4"x4"	2"
DIMENSIONS (mm.)						
MODEL	H	A x B x C	D	Ø	ØD	ADAPTER
WST415 B6 3M	3 M	300x300x15	200	25x60	5"x5"	2"
WST415 B6 4M	4 M	300x300x15	200	25x60	5"x5"	2"
WST415 B6 5M	5 M	350x350x15	250	30x70	5"x5"	2"
WST415 B6 6M	6 M	350x350x15	250	30x70	5"x5"	2"
WST415 B6 7M	7 M	350x350x15	250	30x70	5"x5"	2"
WST415 B6 8M	8 M	350x350x15	250	30x70	5"x5"	2"
WST415 B6 9M	9 M	400x400x15	300	30x70	5"x5"	2"

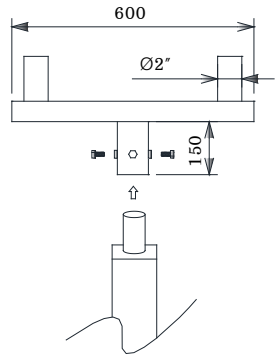

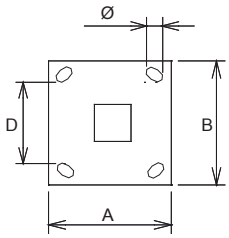

WINLIGHT

SQUARE STEP

SPECIFICATION

- SQUARE TUBULAR STEEL, WHICH 3.2MM.IN THICKNESS, SERVICE DOOR FOR CABLE CONNECTION, HOT DIP GALVANIZED OR UV RESISTANT POLYESTER POWDER COAT

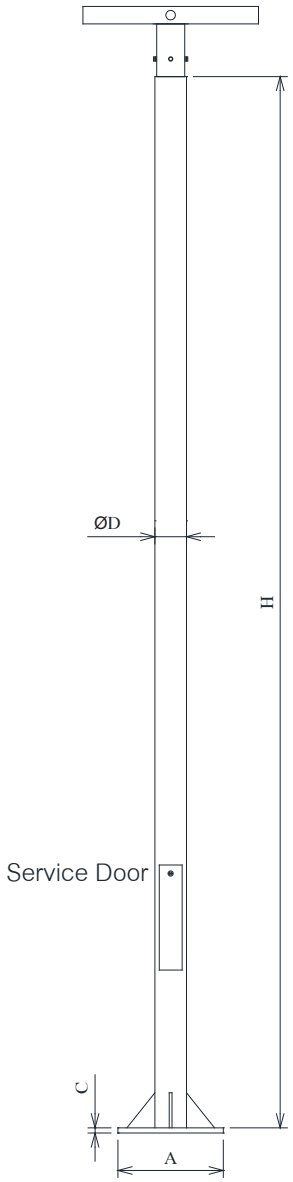

DIMENSIONS (mm.)						
MODEL	H	A x B x C	D	Ø	ØD	ADAPTER
WST413 T1 3M	3 M	300x300x15	200	25x60	3"x3"	2"
WST413 T1 4M	4 M	300x300x15	200	25x60	3"x3"	2"
WST413 T1 5M	5 M	350x350x15	250	30x70	3"x3"	2"
WST413 T1 6M	6 M	350x350x15	250	30x70	3"x3"	2"
DIMENSIONS (mm.)						
MODEL	H	A x B x C	D	Ø	ØD	ADAPTER
WST414 T1 3M	3 M	300x300x15	200	25x60	4"x4"	2"
WST414 T1 4M	4 M	300x300x15	200	25x60	4"x4"	2"
WST414 T1 5M	5 M	350x350x15	250	30x70	4"x4"	2"
WST414 T1 6M	6 M	350x350x15	250	30x70	4"x4"	2"
WST414 T1 7M	7 M	350x350x15	250	30x70	4"x4"	2"
WST414 T1 8M	8 M	350x350x15	250	30x70	4"x4"	2"
WST414 T1 9M	9 M	400x400x15	300	30x70	4"x4"	2"
DIMENSIONS (mm.)						
MODEL	H	A x B x C	D	Ø	ØD	ADAPTER
WST415 T1 3M	3 M	300x300x15	200	25x60	5"x5"	2"
WST415 T1 4M	4 M	300x300x15	200	25x60	5"x5"	2"
WST415 T1 5M	5 M	350x350x15	250	30x70	5"x5"	2"
WST415 T1 6M	6 M	350x350x15	250	30x70	5"x5"	2"
WST415 T1 7M	7 M	350x350x15	250	30x70	5"x5"	2"
WST415 T1 8M	8 M	350x350x15	250	30x70	5"x5"	2"
WST415 T1 9M	9 M	400x400x15	300	30x70	5"x5"	2"

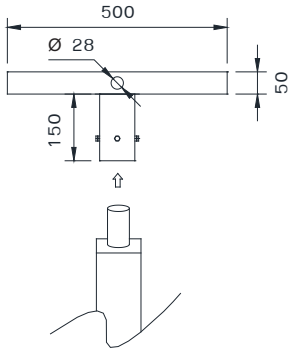

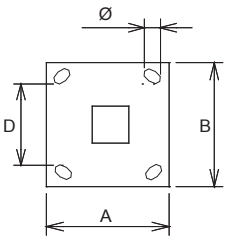

SQUARE STEP

SPECIFICATION

- SQUARE TUBULAR STEEL, WHICH 3.2MM.IN THICKNESS, SERVICE DOOR FOR CABLE CONNECTION, HOT DIP GALVANIZED OR UV RESISTANT POLYESTER POWDER COAT

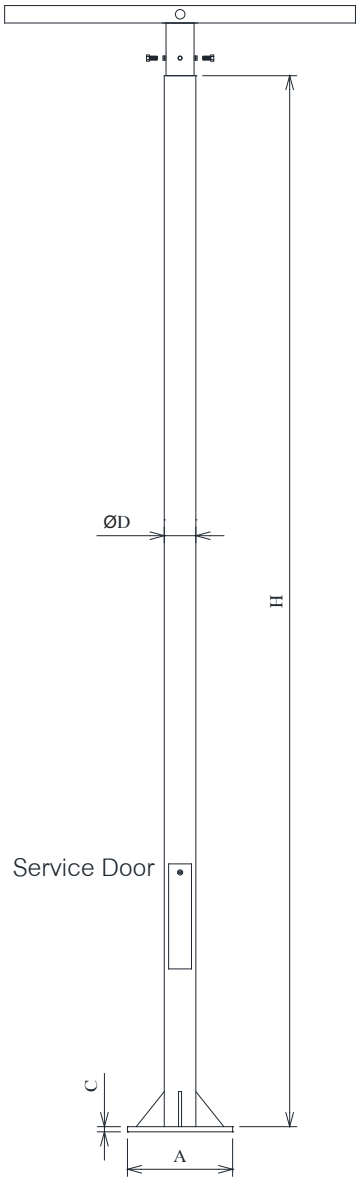

DIMENSIONS (mm.)						
MODEL	H	A x B x C	D	Ø	ØD	ADAPTER
WST413 T2 3M	3 M	300x300x15	200	25x60	3"x3"	2"
WST413 T2 4M	4 M	300x300x15	200	25x60	3"x3"	2"
WST413 T2 5M	5 M	350x350x15	250	30x70	3"x3"	2"
WST413 T2 6M	6 M	350x350x15	250	30x70	3"x3"	2"
DIMENSIONS (mm.)						
MODEL	H	A x B x C	D	Ø	ØD	ADAPTER
WST414 T2 3M	3 M	300x300x15	200	25x60	4"x4"	2"
WST414 T2 4M	4 M	300x300x15	200	25x60	4"x4"	2"
WST414 T2 5M	5 M	350x350x15	250	30x70	4"x4"	2"
WST414 T2 6M	6 M	350x350x15	250	30x70	4"x4"	2"
WST414 T2 7M	7 M	350x350x15	250	30x70	4"x4"	2"
WST414 T2 8M	8 M	350x350x15	250	30x70	4"x4"	2"
WST414 T2 9M	9 M	400x400x15	300	30x70	4"x4"	2"
DIMENSIONS (mm.)						
MODEL	H	A x B x C	D	Ø	ØD	ADAPTER
WST415 T2 3M	3 M	300x300x15	200	25x60	5"x5"	2"
WST415 T2 4M	4 M	300x300x15	200	25x60	5"x5"	2"
WST415 T2 5M	5 M	350x350x15	250	30x70	5"x5"	2"
WST415 T2 6M	6 M	350x350x15	250	30x70	5"x5"	2"
WST415 T2 7M	7 M	350x350x15	250	30x70	5"x5"	2"
WST415 T2 8M	8 M	350x350x15	250	30x70	5"x5"	2"
WST415 T2 9M	9 M	400x400x15	300	30x70	5"x5"	2"

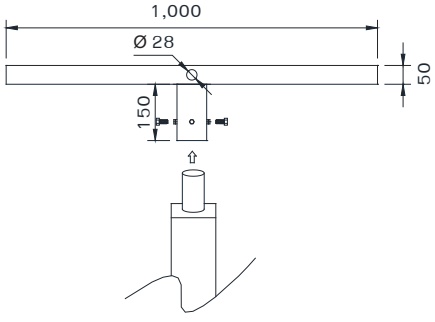

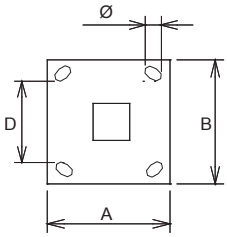

WINLIGHT

SQUARE STEP

SPECIFICATION

- SQUARE TUBULAR STEEL, WHICH 3.2MM.IN THICKNESS, SERVICE DOOR FOR CABLE CONNECTION, HOT DIP GALVANIZED OR UV RESISTANT POLYESTER POWDER COAT

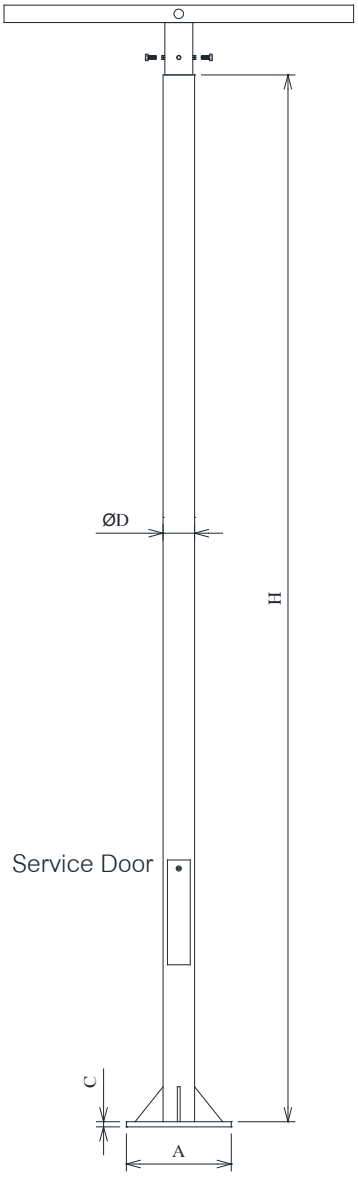

DIMENSIONS (mm.)						
MODEL	H	A x B x C	D	Ø	ØD	ADAPTER
WST413 T3 3M	3 M	300x300x15	200	25x60	3"x3"	2"
WST413 T3 4M	4 M	300x300x15	200	25x60	3"x3"	2"
WST413 T3 5M	5 M	350x350x15	250	30x70	3"x3"	2"
WST413 T3 6M	6 M	350x350x15	250	30x70	3"x3"	2"
DIMENSIONS (mm.)						
MODEL	H	A x B x C	D	Ø	ØD	ADAPTER
WST414 T3 3M	3 M	300x300x15	200	25x60	4"x4"	2"
WST414 T3 4M	4 M	300x300x15	200	25x60	4"x4"	2"
WST414 T3 5M	5 M	350x350x15	250	30x70	4"x4"	2"
WST414 T3 6M	6 M	350x350x15	250	30x70	4"x4"	2"
WST414 T3 7M	7 M	350x350x15	250	30x70	4"x4"	2"
WST414 T3 8M	8 M	350x350x15	250	30x70	4"x4"	2"
WST414 T3 9M	9 M	400x400x15	300	30x70	4"x4"	2"
DIMENSIONS (mm.)						
MODEL	H	A x B x C	D	Ø	ØD	ADAPTER
WST415 T3 3M	3 M	300x300x15	200	25x60	5"x5"	2"
WST415 T3 4M	4 M	300x300x15	200	25x60	5"x5"	2"
WST415 T3 5M	5 M	350x350x15	250	30x70	5"x5"	2"
WST415 T3 6M	6 M	350x350x15	250	30x70	5"x5"	2"
WST415 T3 7M	7 M	350x350x15	250	30x70	5"x5"	2"
WST415 T3 8M	8 M	350x350x15	250	30x70	5"x5"	2"
WST415 T3 9M	9 M	400x400x15	300	30x70	5"x5"	2"

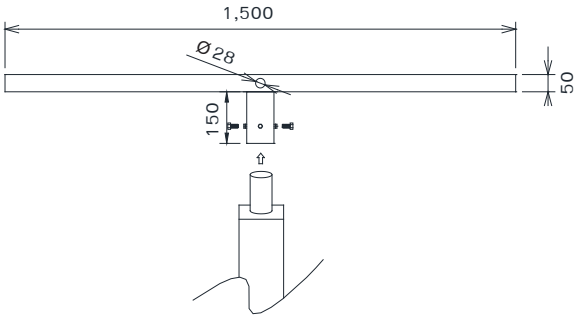

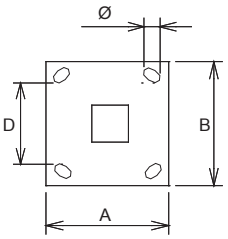

SQUARE STEP

SPECIFICATION

- SQUARE TUBULAR STEEL, WHICH 3.2MM.IN THICKNESS, SERVICE DOOR FOR CABLE CONNECTION, HOT DIP GALVANIZED OR UV RESISTANT POLYESTER POWDER COAT

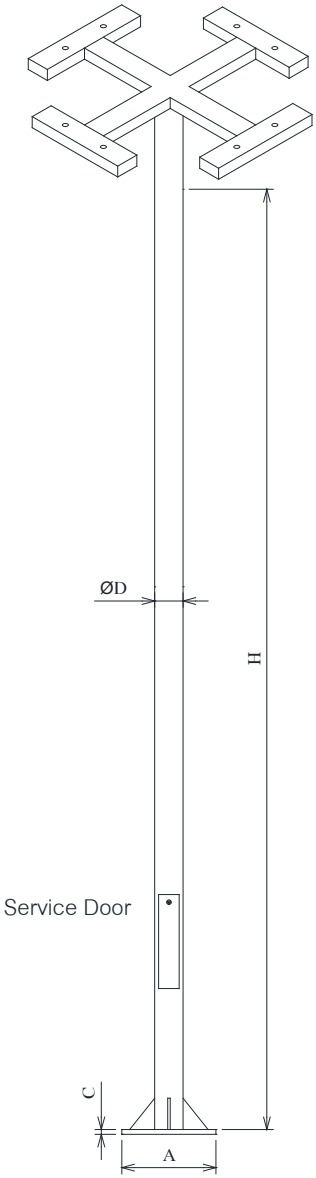

DIMENSIONS (mm.)						
MODEL	H	A x B x C	D	Ø	ØD	ADAPTER
WST413 T4-X 3M	3 M	300x300x15	200	25x60	3"x3"	2"
WST413 T4-X 4M	4 M	300x300x15	200	25x60	3"x3"	2"
WST413 T4-X 5M	5 M	350x350x15	250	30x70	3"x3"	2"
WST413 T4-X 6M	6 M	350x350x15	250	30x70	3"x3"	2"
DIMENSIONS (mm.)						
MODEL	H	A x B x C	D	Ø	ØD	ADAPTER
WST414 T4-X 3M	3 M	300x300x15	200	25x60	4"x4"	2"
WST414 T4-X 4M	4 M	300x300x15	200	25x60	4"x4"	2"
WST414 T4-X 5M	5 M	350x350x15	250	30x70	4"x4"	2"
WST414 T4-X 6M	6 M	350x350x15	250	30x70	4"x4"	2"
WST414 T4-X 7M	7 M	350x350x15	250	30x70	4"x4"	2"
WST414 T4-X 8M	8 M	350x350x15	250	30x70	4"x4"	2"
WST414 T4-X 9M	9 M	400x400x15	300	30x70	4"x4"	2"
DIMENSIONS (mm.)						
MODEL	H	A x B x C	D	Ø	ØD	ADAPTER
WST415 T4-X 3M	3 M	300x300x15	200	25x60	5"x5"	2"
WST415 T4-X 4M	4 M	300x300x15	200	25x60	5"x5"	2"
WST415 T4-X 5M	5 M	350x350x15	250	30x70	5"x5"	2"
WST415 T4-X 6M	6 M	350x350x15	250	30x70	5"x5"	2"
WST415 T4-X 7M	7 M	350x350x15	250	30x70	5"x5"	2"
WST415 T4-X 8M	8 M	350x350x15	250	30x70	5"x5"	2"
WST415 T4-X 9M	9 M	400x400x15	300	30x70	5"x5"	2"

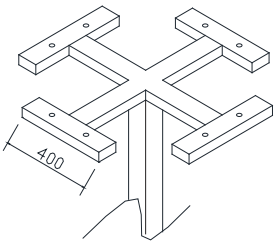

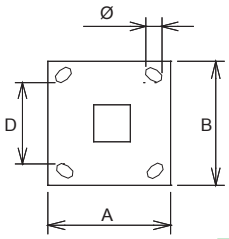

SQUARE STEP

SPECIFICATION

- SQUARE TUBULAR STEEL, WHICH 3.2MM.IN THICKNESS, SERVICE DOOR FOR CABLE CONNECTION, HOT DIP GALVANIZED OR UV RESISTANT POLYESTER POWDER COAT

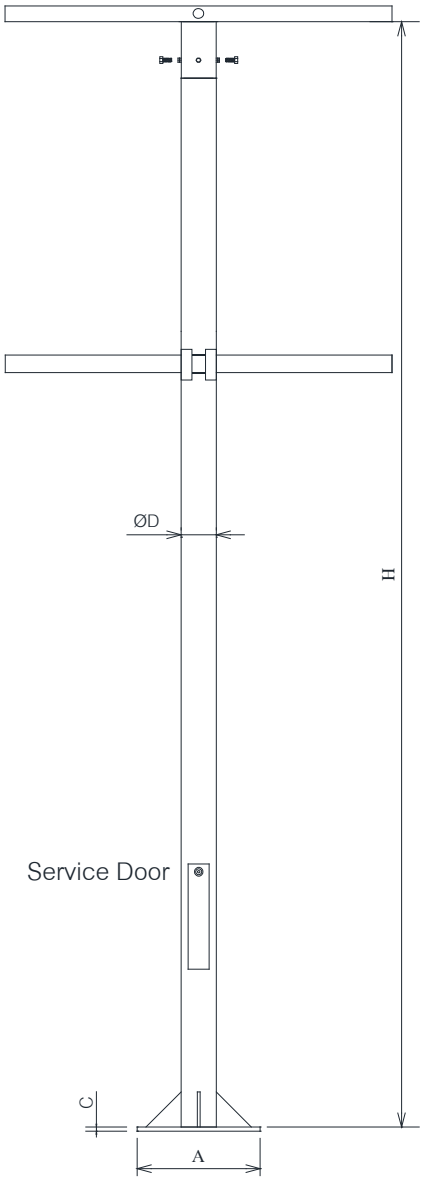

DIMENSIONS (mm.)						
MODEL	H	A x B x C	D	Ø	ØD	ADAPTER
WST413 T4-2 3M	3 M	300x300x15	200	25x60	3"x3"	2"
WST413 T4-2 4M	4 M	300x300x15	200	25x60	3"x3"	2"
WST413 T4-2 5M	5 M	350x350x15	250	30x70	3"x3"	2"
WST413 T4-2 6M	6 M	350x350x15	250	30x70	3"x3"	2"
DIMENSIONS (mm.)						
MODEL	H	A x B x C	D	Ø	ØD	ADAPTER
WST414 T4-2 3M	3 M	300x300x15	200	25x60	4"x4"	2"
WST414 T4-2 4M	4 M	300x300x15	200	25x60	4"x4"	2"
WST414 T4-2 5M	5 M	350x350x15	250	30x70	4"x4"	2"
WST414 T4-2 6M	6 M	350x350x15	250	30x70	4"x4"	2"
WST414 T4-2 7M	7 M	350x350x15	250	30x70	4"x4"	2"
WST414 T4-2 8M	8 M	350x350x15	250	30x70	4"x4"	2"
WST414 T4-2 9M	9 M	400x400x15	300	30x70	4"x4"	2"
DIMENSIONS (mm.)						
MODEL	H	A x B x C	D	Ø	ØD	ADAPTER
WST415 T4-2 3M	3 M	300x300x15	200	25x60	5"x5"	2"
WST415 T4-2 4M	4 M	300x300x15	200	25x60	5"x5"	2"
WST415 T4-2 5M	5 M	350x350x15	250	30x70	5"x5"	2"
WST415 T4-2 6M	6 M	350x350x15	250	30x70	5"x5"	2"
WST415 T4-2 7M	7 M	350x350x15	250	30x70	5"x5"	2"
WST415 T4-2 8M	8 M	350x350x15	250	30x70	5"x5"	2"
WST415 T4-2 9M	9 M	400x400x15	300	30x70	5"x5"	2"

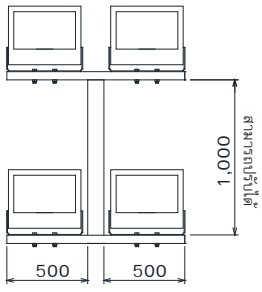

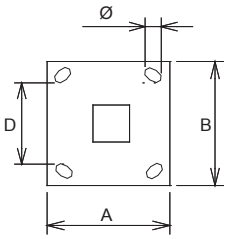

SQUARE STEP

SPECIFICATION

- SQUARE TUBULAR STEEL, WHICH 3.2MM.IN THICKNESS, SERVICE DOOR FOR CABLE CONNECTION, HOT DIP GALVANIZED OR UV RESISTANT POLYESTER POWDER COAT

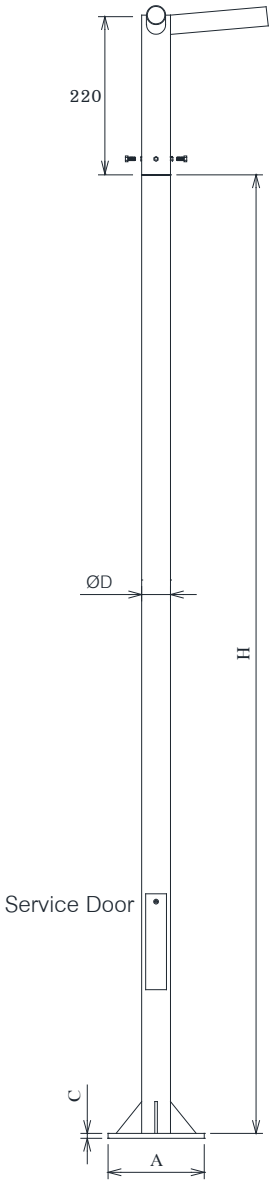

DIMENSIONS (mm.)						
MODEL	H	A x B x C	D	Ø	ØD	ADAPTER
WST413 L1 3M	3 M	300x300x15	200	25x60	3"x3"	2"
WST413 L1 4M	4 M	300x300x15	200	25x60	3"x3"	2"
WST413 L1 5M	5 M	350x350x15	250	30x70	3"x3"	2"
WST413 L1 6M	6 M	350x350x15	250	30x70	3"x3"	2"
DIMENSIONS (mm.)						
MODEL	H	A x B x C	D	Ø	ØD	ADAPTER
WST414 L1 3M	3 M	300x300x15	200	25x60	4"x4"	2"
WST414 L1 4M	4 M	300x300x15	200	25x60	4"x4"	2"
WST414 L1 5M	5 M	350x350x15	250	30x70	4"x4"	2"
WST414 L1 6M	6 M	350x350x15	250	30x70	4"x4"	2"
WST414 L1 7M	7 M	350x350x15	250	30x70	4"x4"	2"
WST414 L1 8M	8 M	350x350x15	250	30x70	4"x4"	2"
WST414 L1 9M	9 M	400x400x15	300	30x70	4"x4"	2"
DIMENSIONS (mm.)						
MODEL	H	A x B x C	D	Ø	ØD	ADAPTER
WST415 L1 3M	3 M	300x300x15	200	25x60	5"x5"	2"
WST415 L1 4M	4 M	300x300x15	200	25x60	5"x5"	2"
WST415 L1 5M	5 M	350x350x15	250	30x70	5"x5"	2"
WST415 L1 6M	6 M	350x350x15	250	30x70	5"x5"	2"
WST415 L1 7M	7 M	350x350x15	250	30x70	5"x5"	2"
WST415 L1 8M	8 M	350x350x15	250	30x70	5"x5"	2"
WST415 L1 9M	9 M	400x400x15	300	30x70	5"x5"	2"

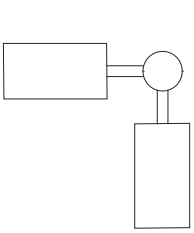

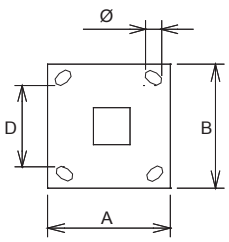

SQUARE STEP

SPECIFICATION

- SQUARE TUBULAR STEEL, WHICH 3.2MM.IN THICKNESS, SERVICE DOOR FOR CABLE CONNECTION, HOT DIP GALVANIZED OR UV RESISTANT POLYESTER POWDER COAT

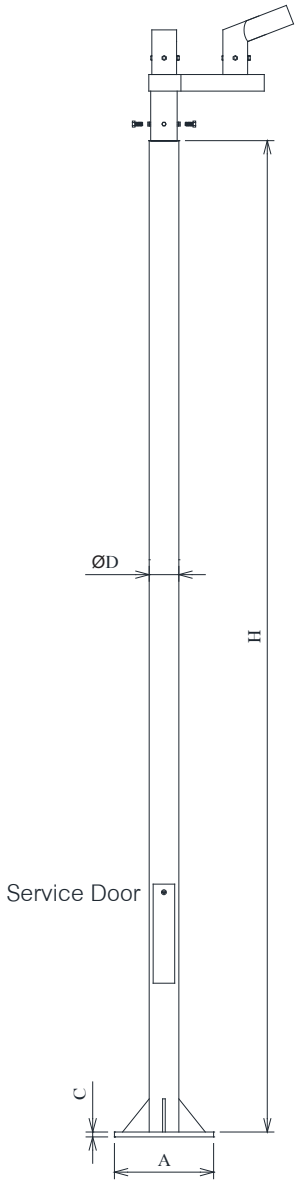

DIMENSIONS (mm.)						
MODEL	H	A x B x C	D	Ø	ØD	ADAPTER
WST413 L2 3M	3 M	300x300x15	200	25x60	3"x3"	2"
WST413 L2 4M	4 M	300x300x15	200	25x60	3"x3"	2"
WST413 L2 5M	5 M	350x350x15	250	30x70	3"x3"	2"
WST413 L2 6M	6 M	350x350x15	250	30x70	3"x3"	2"
DIMENSIONS (mm.)						
MODEL	H	A x B x C	D	Ø	ØD	ADAPTER
WST414 L2 3M	3 M	300x300x15	200	25x60	4"x4"	2"
WST414 L2 4M	4 M	300x300x15	200	25x60	4"x4"	2"
WST414 L2 5M	5 M	350x350x15	250	30x70	4"x4"	2"
WST414 L2 6M	6 M	350x350x15	250	30x70	4"x4"	2"
WST414 L2 7M	7 M	350x350x15	250	30x70	4"x4"	2"
WST414 L2 8M	8 M	350x350x15	250	30x70	4"x4"	2"
WST414 L2 9M	9 M	400x400x15	300	30x70	4"x4"	2"
DIMENSIONS (mm.)						
MODEL	H	A x B x C	D	Ø	ØD	ADAPTER
WST415 L2 3M	3 M	300x300x15	200	25x60	5"x5"	2"
WST415 L2 4M	4 M	300x300x15	200	25x60	5"x5"	2"
WST415 L2 5M	5 M	350x350x15	250	30x70	5"x5"	2"
WST415 L2 6M	6 M	350x350x15	250	30x70	5"x5"	2"
WST415 L2 7M	7 M	350x350x15	250	30x70	5"x5"	2"
WST415 L2 8M	8 M	350x350x15	250	30x70	5"x5"	2"
WST415 L2 9M	9 M	400x400x15	300	30x70	5"x5"	2"

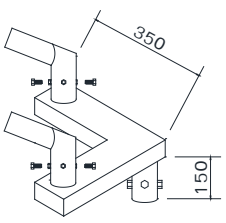

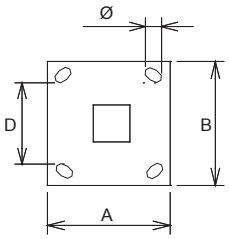

SQUARE STEP

SPECIFICATION

- SQUARE TUBULAR STEEL, WHICH 3.2MM.IN THICKNESS, SERVICE DOOR FOR CABLE CONNECTION, HOT DIP GALVANIZED OR UV RESISTANT POLYESTER POWDER COAT

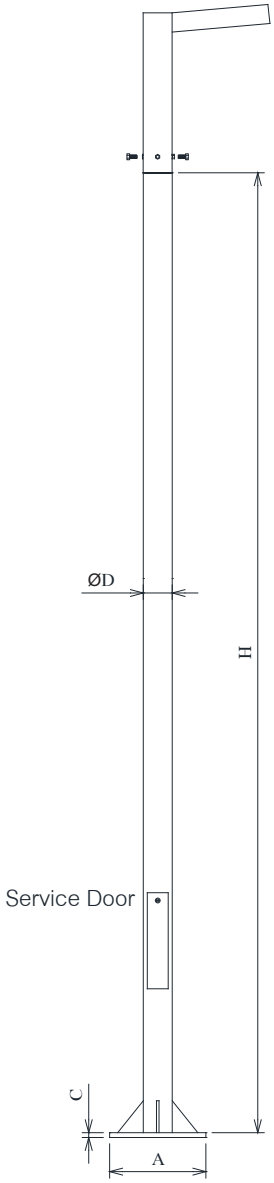

DIMENSIONS (mm.)						
MODEL	H	A x B x C	D	Ø	ØD	ADAPTER
WST413 Y1 3M	3 M	300x300x15	200	25x60	3"x3"	2"
WST413 Y1 4M	4 M	300x300x15	200	25x60	3"x3"	2"
WST413 Y1 5M	5 M	350x350x15	250	30x70	3"x3"	2"
WST413 Y1 6M	6 M	350x350x15	250	30x70	3"x3"	2"
DIMENSIONS (mm.)						
MODEL	H	A x B x C	D	Ø	ØD	ADAPTER
WST414 Y1 3M	3 M	300x300x15	200	25x60	4"x4"	2"
WST414 Y1 4M	4 M	300x300x15	200	25x60	4"x4"	2"
WST414 Y1 5M	5 M	350x350x15	250	30x70	4"x4"	2"
WST414 Y1 6M	6 M	350x350x15	250	30x70	4"x4"	2"
WST414 Y1 7M	7 M	350x350x15	250	30x70	4"x4"	2"
WST414 Y1 8M	8 M	350x350x15	250	30x70	4"x4"	2"
WST414 Y1 9M	9 M	400x400x15	300	30x70	4"x4"	2"
DIMENSIONS (mm.)						
MODEL	H	A x B x C	D	Ø	ØD	ADAPTER
WST415 Y1 3M	3 M	300x300x15	200	25x60	5"x5"	2"
WST415 Y1 4M	4 M	300x300x15	200	25x60	5"x5"	2"
WST415 Y1 5M	5 M	350x350x15	250	30x70	5"x5"	2"
WST415 Y1 6M	6 M	350x350x15	250	30x70	5"x5"	2"
WST415 Y1 7M	7 M	350x350x15	250	30x70	5"x5"	2"
WST415 Y1 8M	8 M	350x350x15	250	30x70	5"x5"	2"
WST415 Y1 9M	9 M	400x400x15	300	30x70	5"x5"	2"

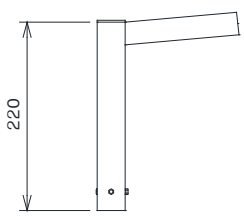

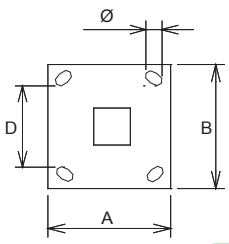

SQUARE STEP

SPECIFICATION

- SQUARE TUBULAR STEEL, WHICH 3.2MM.IN THICKNESS, SERVICE DOOR FOR CABLE CONNECTION, HOT DIP GALVANIZED OR UV RESISTANT POLYESTER POWDER COAT

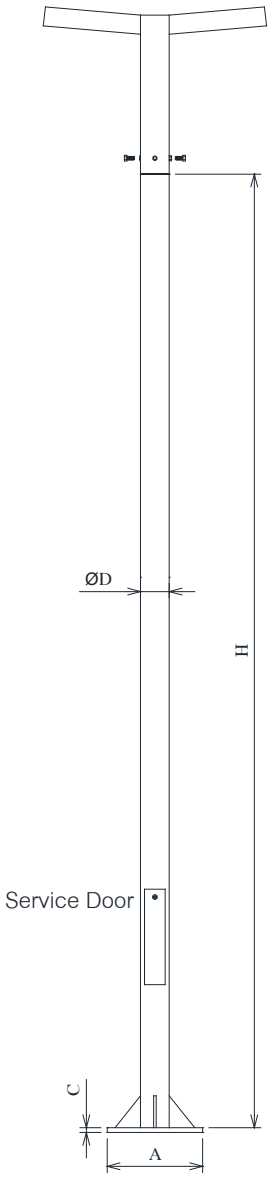

DIMENSIONS (mm.)						
MODEL	H	A x B x C	D	Ø	ØD	ADAPTER
WST413 Y2 3M	3 M	300x300x15	200	25x60	3"x3"	2"
WST413 Y2 4M	4 M	300x300x15	200	25x60	3"x3"	2"
WST413 Y2 5M	5 M	350x350x15	250	30x70	3"x3"	2"
WST413 Y2 6M	6 M	350x350x15	250	30x70	3"x3"	2"
DIMENSIONS (mm.)						
MODEL	H	A x B x C	D	Ø	ØD	ADAPTER
WST414 Y2 3M	3 M	300x300x15	200	25x60	4"x4"	2"
WST414 Y2 4M	4 M	300x300x15	200	25x60	4"x4"	2"
WST414 Y2 5M	5 M	350x350x15	250	30x70	4"x4"	2"
WST414 Y2 6M	6 M	350x350x15	250	30x70	4"x4"	2"
WST414 Y2 7M	7 M	350x350x15	250	30x70	4"x4"	2"
WST414 Y2 8M	8 M	350x350x15	250	30x70	4"x4"	2"
WST414 Y2 9M	9 M	400x400x15	300	30x70	4"x4"	2"
DIMENSIONS (mm.)						
MODEL	H	A x B x C	D	Ø	ØD	ADAPTER
WST415 Y2 3M	3 M	300x300x15	200	25x60	5"x5"	2"
WST415 Y2 4M	4 M	300x300x15	200	25x60	5"x5"	2"
WST415 Y2 5M	5 M	350x350x15	250	30x70	5"x5"	2"
WST415 Y2 6M	6 M	350x350x15	250	30x70	5"x5"	2"
WST415 Y2 7M	7 M	350x350x15	250	30x70	5"x5"	2"
WST415 Y2 8M	8 M	350x350x15	250	30x70	5"x5"	2"
WST415 Y2 9M	9 M	400x400x15	300	30x70	5"x5"	2"

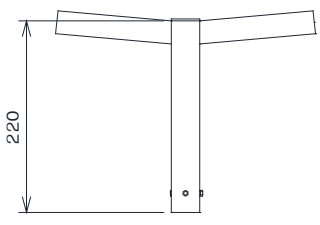

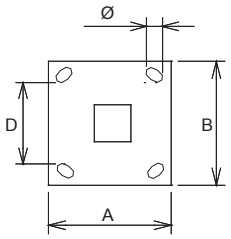

TUBULAR STEP

SPECIFICATION

- TUBULAR STEEL, WHICH 3.2MM.IN THICKNESS, SERVICE DOOR FOR CABLE CONNECTION, HOT DIP GALVANIZED OR UV RESISTANT POLYESTER POWDER COAT

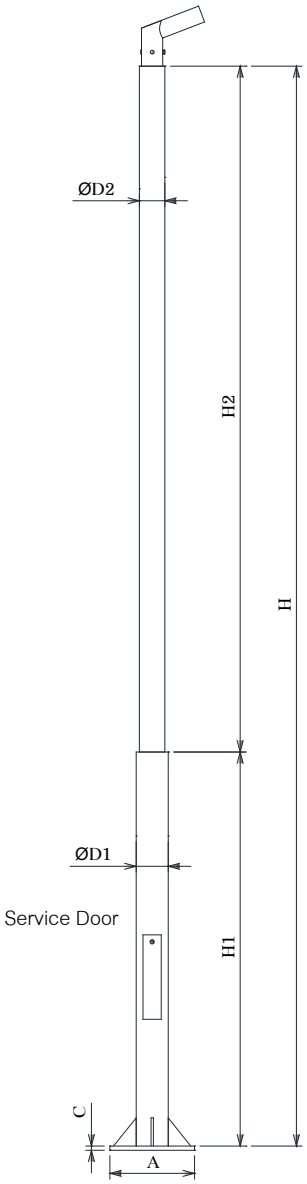

DIMENSIONS (mm.)								
MODEL	H	A x B x C	D	Ø	ØD1	ØD2	H1	H2	ADAPTER
WST132 B1 3M	3 M	300x300x15	200	25x60	3"	2"	1000	2000	
WST132 B1 4M	4 M	300x300x15	200	25x60	3"	2"	1000	3000	
WST143 B1 5M	5 M	350x350x15	250	30x70	4"	3"	1500	3500	2"
WST153 B1 6M	6 M	350x350x15	250	30x70	5"	3"	1500	4500	2"
WST153 B1 7M	7 M	350x350x15	250	30x70	5"	3"	1500	5500	2"
WST153 B1 8M	8 M	350x350x15	250	30x70	5"	3"	3000	5000	2"
WST153 B1 9M	9 M	400x400x15	300	30x70	5"	3"	3000	6000	2"

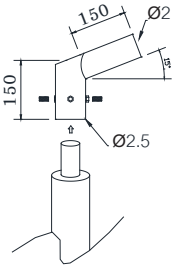

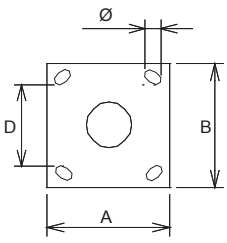

TUBULAR STEP

SPECIFICATION

- TUBULAR STEEL, WHICH 3.2MM.IN THICKNESS, SERVICE DOOR FOR CABLE CONNECTION, HOT DIP GALVANIZED OR UV RESISTANT POLYESTER POWDER COAT



DIMENSIONS (mm.)									
MODEL	H	A x B x C	D	Ø	ØD1	ØD2	H1	H2	ADAPTER
WST232 B2 3M	3 M	300x300x15	200	25x60	3"	2"	1000	2000	
WST232 B2 4M	4 M	300x300x15	200	25x60	3"	2"	1000	3000	
WST243 B2 5M	5 M	350x350x15	250	30x70	4"	3"	1500	3500	2"
WST253 B2 6M	6 M	350x350x15	250	30x70	5"	3"	1500	4500	2"
WST253 B2 7M	7 M	350x350x15	250	30x70	5"	3"	1500	5500	2"
WST253 B2 8M	8 M	350x350x15	250	30x70	5"	3"	3000	5000	2"
WST253 B2 9M	9 M	400x400x15	300	30x70	5"	3"	3000	6000	2"

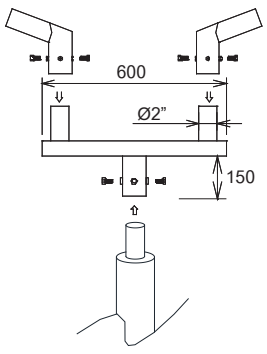

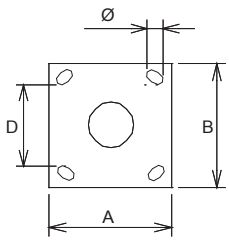

TUBULAR STEP

SPECIFICATION

- TUBULAR STEEL, WHICH 3.2MM.IN THICKNESS, SERVICE DOOR FOR CABLE CONNECTION, HOT DIP GALVANIZED OR UV RESISTANT POLYESTER POWDER COAT

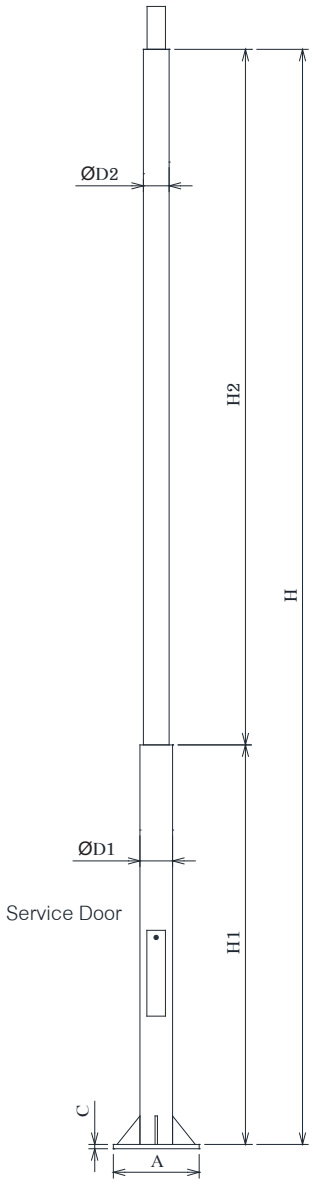

DIMENSIONS (mm.)									
MODEL	H	A x B x C	D	Ø	ØD1	ØD2	H1	H2	ADAPTER
WST132 3M	3 M	300x300x15	200	25x60	3"	2"	1000	2000	
WST132 4M	4 M	300x300x15	200	25x60	3"	2"	1000	3000	
WST143 5M	5 M	350x350x15	250	30x70	4"	3"	1500	3500	2"
WST153 6M	6 M	350x350x15	250	30x70	5"	3"	1500	4500	2"
WST153 7M	7 M	350x350x15	250	30x70	5"	3"	1500	5500	2"
WST153 8M	8 M	350x350x15	250	30x70	5"	3"	3000	5000	2"
WST153 9M	9 M	400x400x15	300	30x70	5"	3"	3000	6000	2"

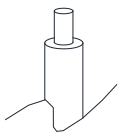

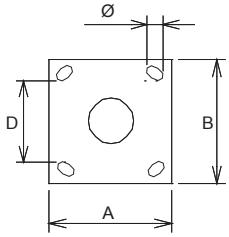

TUBULAR STEP

SPECIFICATION

- TUBULAR STEEL, WHICH 3.2MM.IN THICKNESS, SERVICE DOOR FOR CABLE CONNECTION, HOT DIP GALVANIZED OR UV RESISTANT POLYESTER POWDER COAT



DIMENSIONS (mm.)									
MODEL	H	A x B x C	D	Ø	ØD1	ØD2	H1	H2	ADAPTER
WST232 B6 3M	3 M	300x300x15	200	25x60	3"	2"	1000	2000	
WST232 B6 4M	4 M	300x300x15	200	25x60	3"	2"	1000	3000	
WST243 B6 5M	5 M	350x350x15	250	30x70	4"	3"	1500	3500	2"
WST253 B6 6M	6 M	350x350x15	250	30x70	5"	3"	1500	4500	2"
WST253 B6 7M	7 M	350x350x15	250	30x70	5"	3"	1500	5500	2"
WST253 B6 8M	8 M	350x350x15	250	30x70	5"	3"	3000	5000	2"
WST253 B6 9M	9 M	400x400x15	300	30x70	5"	3"	3000	6000	2"

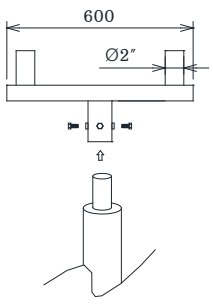

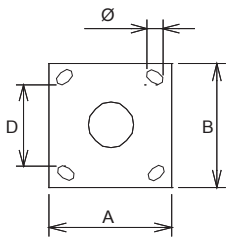

WINLIGHT

TUBULAR STEP

SPECIFICATION

- TUBULAR STEEL, WHICH 3.2MM.IN THICKNESS, SERVICE DOOR FOR CABLE CONNECTION, HOT DIP GALVANIZED OR UV RESISTANT POLYESTER POWDER COAT

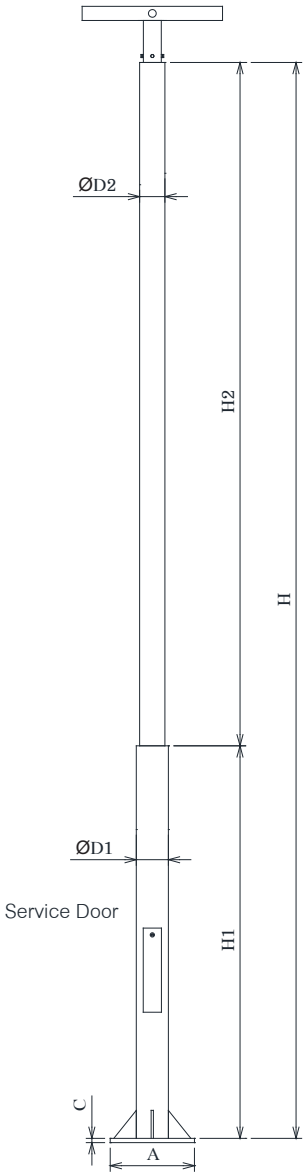

DIMENSIONS (mm.)									
MODEL	H	A x B x C	D	Ø	ØD1	ØD2	H1	H2	ADAPTER
WST132 T1 3M	3 M	300x300x15	200	25x60	3"	2"	1000	2000	
WST132 T1 4M	4 M	300x300x15	200	25x60	3"	2"	1000	3000	
WST143 T1 5M	5 M	350x350x15	250	30x70	4"	3"	1500	3500	2"
WST153 T1 6M	6 M	350x350x15	250	30x70	5"	3"	1500	4500	2"
WST153 T1 7M	7 M	350x350x15	250	30x70	5"	3"	1500	5500	2"
WST153 T1 8M	8 M	350x350x15	250	30x70	5"	3"	3000	5000	2"
WST153 T1 9M	9 M	400x400x15	300	30x70	5"	3"	3000	6000	2"

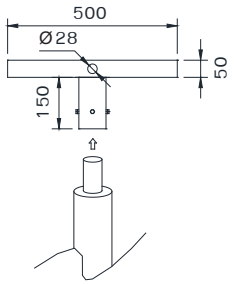

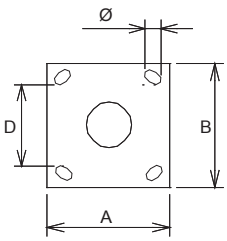

TUBULAR STEP

SPECIFICATION

- TUBULAR STEEL, WHICH 3.2MM.IN THICKNESS, SERVICE DOOR FOR CABLE CONNECTION, HOT DIP GALVANIZED OR UV RESISTANT POLYESTER POWDER COAT

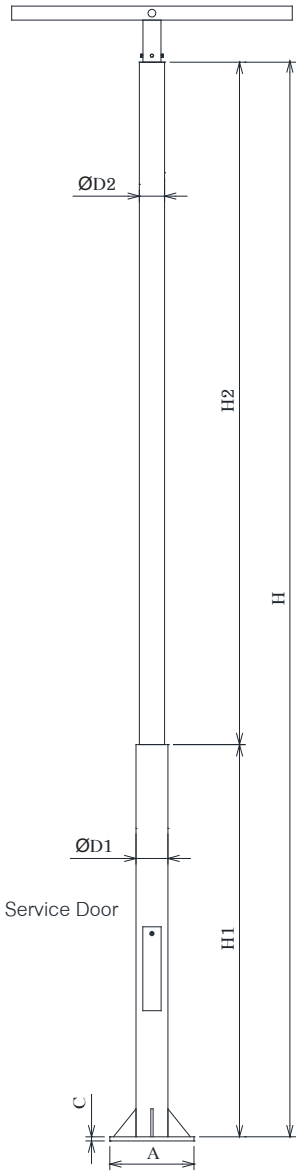

DIMENSIONS (mm.)									
MODEL	H	A x B x C	D	Ø	ØD1	ØD2	H1	H2	ADAPTER
WST232 T2 3M	3 M	300x300x15	200	25x60	3"	2"	1000	2000	
WST232 T2 4M	4 M	300x300x15	200	25x60	3"	2"	1000	3000	
WST243 T2 5M	5 M	350x350x15	250	30x70	4"	3"	1500	3500	2"
WST253 T2 6M	6 M	350x350x15	250	30x70	5"	3"	1500	4500	2"
WST253 T2 7M	7 M	350x350x15	250	30x70	5"	3"	1500	5500	2"
WST253 T2 8M	8 M	350x350x15	250	30x70	5"	3"	3000	5000	2"
WST253 T2 9M	9 M	400x400x15	300	30x70	5"	3"	3000	6000	2"

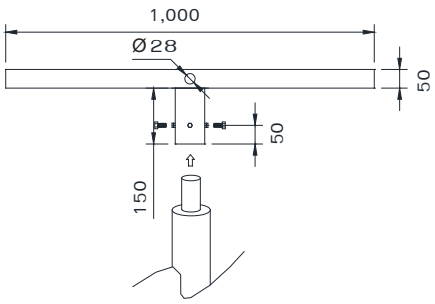

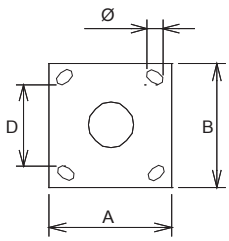

WINLIGHT

TUBULAR STEP

SPECIFICATION

- TUBULAR STEEL, WHICH 3.2MM.IN THICKNESS, SERVICE DOOR FOR CABLE CONNECTION, HOT DIP GALVANIZED OR UV RESISTANT POLYESTER POWDER COAT

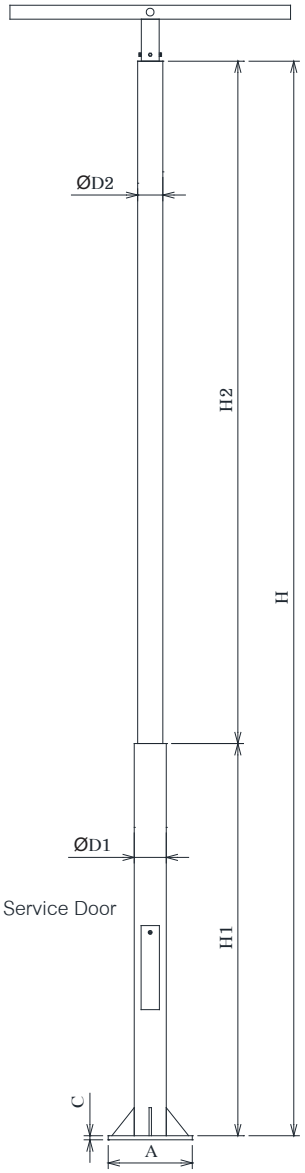

DIMENSIONS (mm.)									
MODEL	H	A x B x C	D	Ø	ØD1	ØD2	H1	H2	ADAPTER
WST332 T3 3M	3 M	300x300x15	200	25x60	3"	2"	1000	2000	
WST332 T3 4M	4 M	300x300x15	200	25x60	3"	2"	1000	3000	
WST343 T3 5M	5 M	350x350x15	250	30x70	4"	3"	1500	3500	2"
WST353 T3 6M	6 M	350x350x15	250	30x70	5"	3"	1500	4500	2"
WST353 T3 7M	7 M	350x350x15	250	30x70	5"	3"	1500	5500	2"
WST353 T3 8M	8 M	350x350x15	250	30x70	5"	3"	3000	5000	2"
WST353 T3 9M	9 M	400x400x15	300	30x70	5"	3"	3000	6000	2"

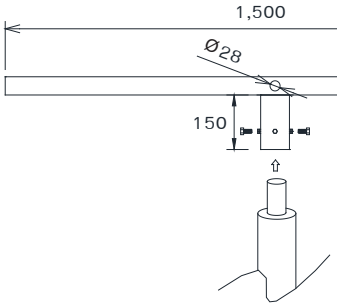

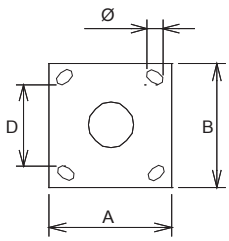

TUBULAR STEP

SPECIFICATION

- TUBULAR STEEL, WHICH 3.2MM.IN THICKNESS, SERVICE DOOR FOR CABLE CONNECTION, HOT DIP GALVANIZED OR UV RESISTANT POLYESTER POWDER COAT



DIMENSIONS (mm.)									
MODEL	H	A x B x C	D	Ø	ØD1	ØD2	H1	H2	ADAPTER
WST432 T4-X 3M	3 M	300x300x15	200	25x60	3"	2"	1000	2000	
WST432 T4-X 4M	4 M	300x300x15	200	25x60	3"	2"	1000	3000	
WST443 T4-X 5M	5 M	350x350x15	250	30x70	4"	3"	1500	3500	2"
WST453 T4-X 6M	6 M	350x350x15	250	30x70	5"	3"	1500	4500	2"
WST453 T4-X 7M	7 M	350x350x15	250	30x70	5"	3"	1500	5500	2"
WST453 T4-X 8M	8 M	350x350x15	250	30x70	5"	3"	3000	5000	2"
WST453 T4-X 9M	9 M	400x400x15	300	30x70	5"	3"	3000	6000	2"

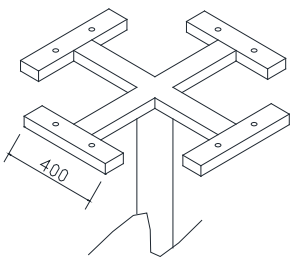

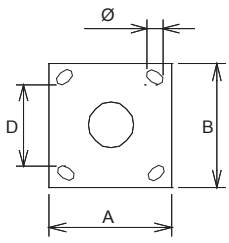

WINLIGHT

TUBULAR STEP

SPECIFICATION

- TUBULAR STEEL, WHICH 3.2MM.IN THICKNESS, SERVICE DOOR FOR CABLE CONNECTION, HOT DIP GALVANIZED OR UV RESISTANT POLYESTER POWDER COAT

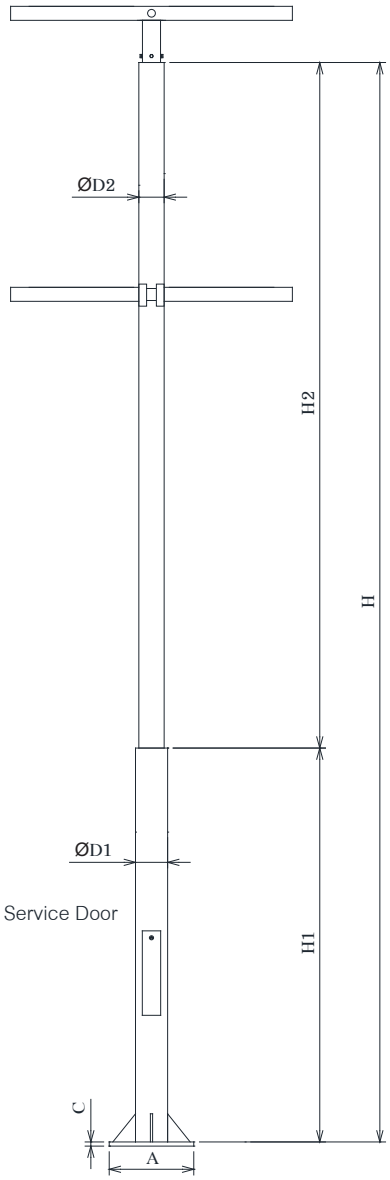

DIMENSIONS (mm.)								
MODEL	H	A x B x C	D	Ø	ØD1	ØD2	H1	H2	ADAPTER
WST432 T4-2 3M	3 M	300x300x15	200	25x60	3"	2"	1000	2000	
WST432 T4-2 4M	4 M	300x300x15	200	25x60	3"	2"	1500	3000	
WST443 T4-2 5M	5 M	350x350x15	250	30x70	4"	3"	1500	3500	2"
WST453 T4-2 6M	6 M	350x350x15	250	30x70	5"	3"	1500	4500	2"
WST453 T4-2 7M	7 M	350x350x15	250	30x70	5"	3"	1500	5500	2"
WST453 T4-2 8M	8 M	350x350x15	250	30x70	5"	3"	3000	6000	2"
WST453 T4-2 9M	9 M	400x400x15	300	30x70	5"	3"	3000	6000	2"

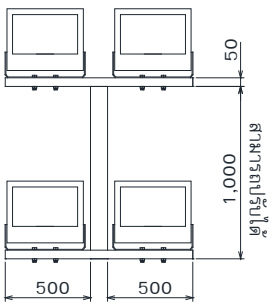

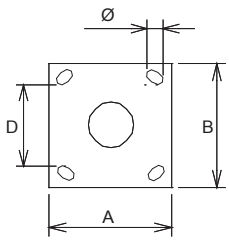

TUBULAR STEP

SPECIFICATION

- TUBULAR STEEL, WHICH 3.2MM.IN THICKNESS, SERVICE DOOR FOR CABLE CONNECTION, HOT DIP GALVANIZED OR UV RESISTANT POLYESTER POWDER COAT

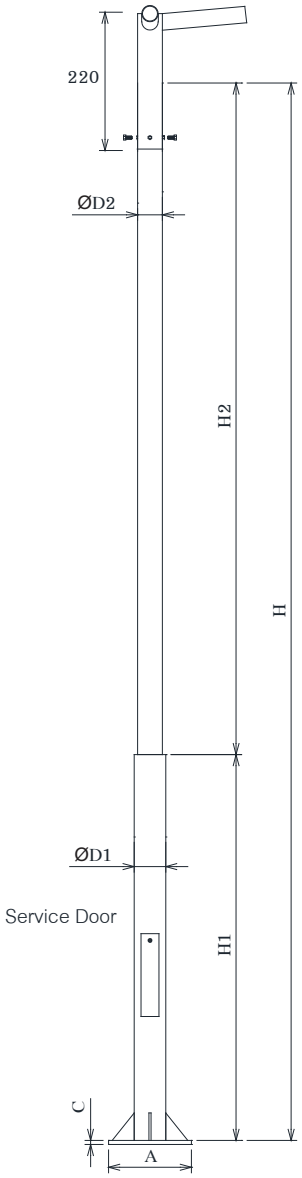

DIMENSIONS (mm.)									
MODEL	H	A x B x C	D	Ø	ØD1	ØD2	H1	H2	ADAPTER
WST132 L1 3M	3 M	300x300x15	200	25x60	3"	2"	1000	2000	
WST132 L1 4M	4 M	300x300x15	200	25x60	3"	2"	1500	2500	
WST143 L1 5M	5 M	350x350x15	250	30x70	4"	3"	1500	3500	2"
WST153 L1 6M	6 M	350x350x15	250	30x70	5"	3"	1500	4500	2"
WST153 L1 7M	7 M	350x350x15	250	30x70	5"	3"	1500	5500	2"
WST153 L1 8M	8 M	350x350x15	250	30x70	5"	3"	2000	6000	2"
WST153 L1 9M	9 M	400x400x15	300	30x70	5"	3"	3000	6000	2"

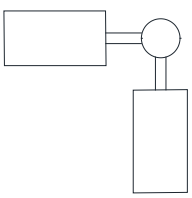

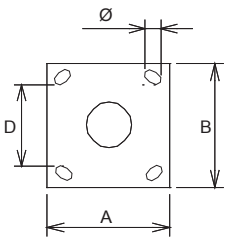

WINLIGHT

TUBULAR STEP

SPECIFICATION

- TUBULAR STEEL, WHICH 3.2MM.IN THICKNESS, SERVICE DOOR FOR CABLE CONNECTION, HOT DIP GALVANIZED OR UV RESISTANT POLYESTER POWDER COAT



DIMENSIONS (mm.)									
MODEL	H	A x B x C	D	Ø	ØD1	ØD2	H1	H2	ADAPTER
WST232 L2 3M	3 M	300x300x15	200	25x60	3"	2"	1000	2000	
WST232 L2 4M	4 M	300x300x15	200	25x60	3"	2"	1000	3000	
WST243 L2 5M	5 M	350x350x15	250	30x70	4"	3"	1500	3500	2"
WST253 L2 6M	6 M	350x350x15	250	30x70	5"	3"	1500	4500	2"
WST253 L2 7M	7 M	350x350x15	250	30x70	5"	3"	1500	5500	2"
WST253 L2 8M	8 M	350x350x15	250	30x70	5"	3"	3000	5000	2"
WST253 L2 9M	9 M	400x400x15	300	30x70	5"	3"	3000	6000	2"

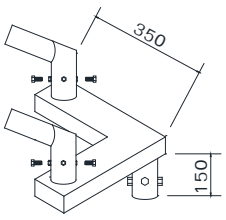

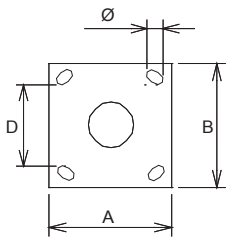

TUBULAR STEP

SPECIFICATION

- TUBULAR STEEL, WHICH 3.2MM.IN THICKNESS, SERVICE DOOR FOR CABLE CONNECTION, HOT DIP GALVANIZED OR UV RESISTANT POLYESTER POWDER COAT

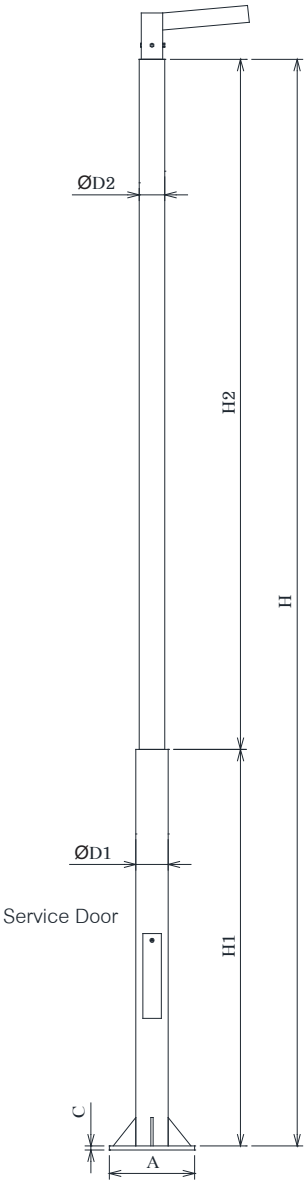

DIMENSIONS (mm.)									
MODEL	H	A x B x C	D	Ø	ØD1	ØD2	H1	H2	ADAPTER
WST132 Y1 3M	3 M	300x300x15	200	25x60	3"	2"	1000	2000	
WST132 Y1 4M	4 M	300x300x15	200	25x60	3"	2"	1000	3000	
WST143 Y1 5M	5 M	350x350x15	250	30x70	4"	3"	1500	3500	2"
WST153 Y1 6M	6 M	350x350x15	250	30x70	5"	3"	1500	4500	2"
WST153 Y1 7M	7 M	350x350x15	250	30x70	5"	3"	1500	5500	2"
WST153 Y1 8M	8 M	350x350x15	250	30x70	5"	3"	3000	5000	2"
WST153 Y1 9M	9 M	400x400x15	300	30x70	5"	3"	3000	6000	2"

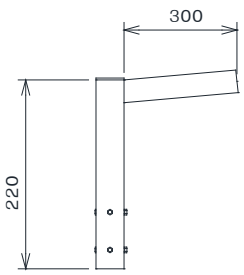

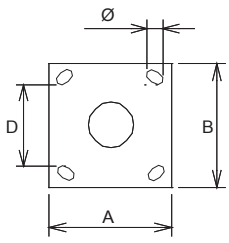

WINLIGHT

TUBULAR STEP

SPECIFICATION

- TUBULAR STEEL, WHICH 3.2MM.IN THICKNESS, SERVICE DOOR FOR CABLE CONNECTION, HOT DIP GALVANIZED OR UV RESISTANT POLYESTER POWDER COAT

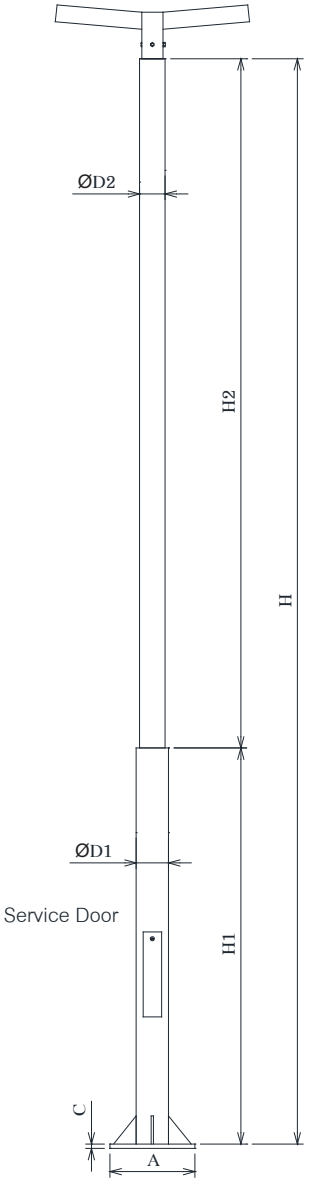

DIMENSIONS (mm.)									
MODEL	H	A x B x C	D	Ø	ØD1	ØD2	H1	H2	ADAPTER
WST232 Y2 3M	3 M	300x300x15	200	25x60	3"	2"	1000	2000	
WST232 Y2 4M	4 M	300x300x15	200	25x60	3"	2"	1000	3000	
WST243 Y2 5M	5 M	350x350x15	250	30x70	4"	3"	1500	3500	2"
WST253 Y2 6M	6 M	350x350x15	250	30x70	5"	3"	1500	4500	2"
WST253 Y2 7M	7 M	350x350x15	250	30x70	5"	3"	1500	5500	2"
WST253 Y2 8M	8 M	350x350x15	250	30x70	5"	3"	3000	5000	2"
WST253 Y2 9M	9 M	400x400x15	300	30x70	5"	3"	3000	6000	2"

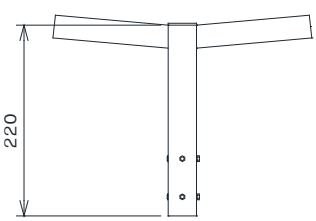

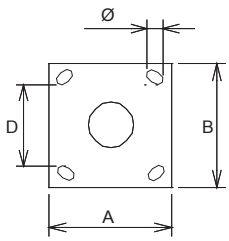

SINGLE BRACKET & DOUBLE BRACKET

SPECIFICATION

- HOT ROLLED STEEL SHEET WHICH ARE 4.0-4.5MM.IN THICKNESS,SERVICE DOOR FOR CABLE CONNECTION, HOT DIP GALVANIZED

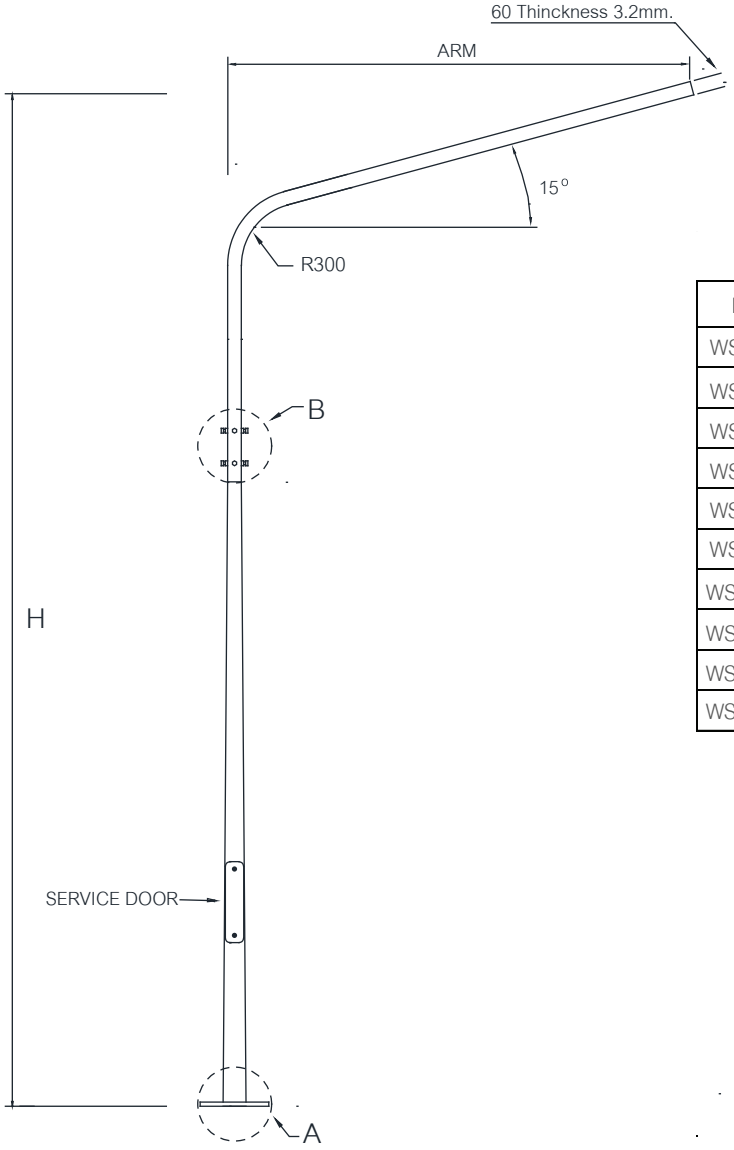

DIMENSION (MM.)

MODEL	H	A x B x C	D	ARMS	Ø SLOT	ADAPTOR
WST511 4M	4M	300x300x20	200	500	25x60	2"
WST511 5M	5M	350x350x25	250	2000	30x70	2"
WST511 6M	6M	350x350x25	250	2000	30x70	2"
WST511 7M	7M	350x350x25	250	2000	30x70	2"
WST511 8M	8M	350x350x25	250	2000	30x70	2"
WST511 9M	9M	350x350x25	250	2500	30x70	2"
WST511 10M	10M	400x400x25	300	2500	30x70	2"
WST511 11M	11M	400x400x30	300	2500	30x70	2"
WST511 12M	12M	450x450x30	350	2500	30x70	2"
WST511 14M	14M	450x450x30	350	2500	30x70	2"

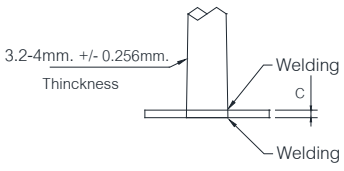

DETAIL - A

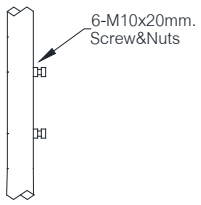

DETAIL - B

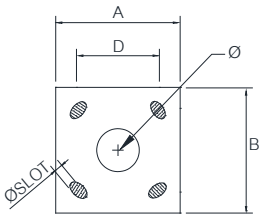

PLATE

SINGLE BRACKET & DOUBLE BRACKET

SPECIFICATION

- HOT ROLLED STEEL SHEET WHICH ARE 4.0-4.5MM.IN THICKNESS,SERVICE DOOR FOR CABLE CONNECTION, HOT DIP GALVANIZED

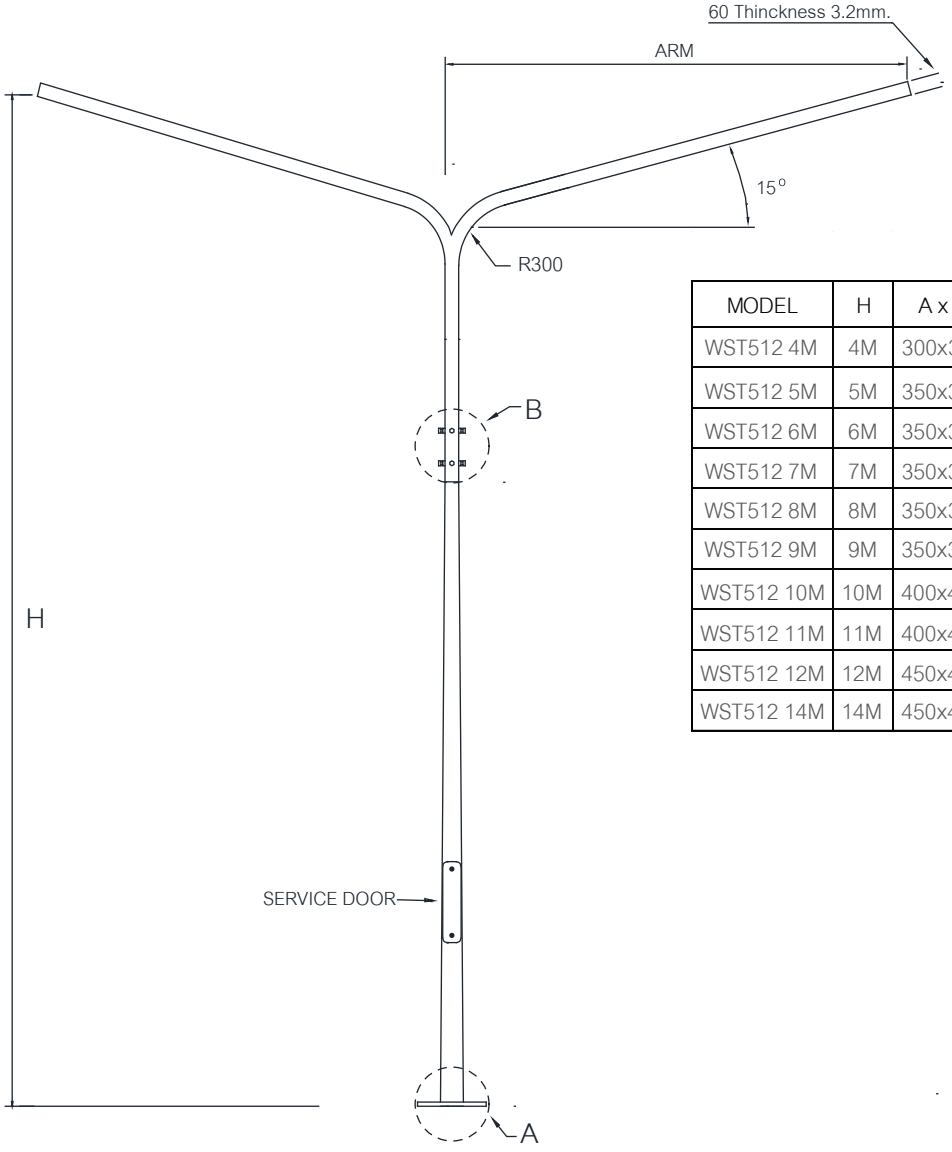

DIMENSION (MM.)

MODEL	H	A x B x C	D	ARMS	Ø SLOT	ADAPTOR
WST512 4M	4M	300x300x20	200	500	25x60	2"
WST512 5M	5M	350x350x25	250	2000	30x70	2"
WST512 6M	6M	350x350x25	250	2000	30x70	2"
WST512 7M	7M	350x350x25	250	2000	30x70	2"
WST512 8M	8M	350x350x25	250	2000	30x70	2"
WST512 9M	9M	350x350x25	250	2500	30x70	2"
WST512 10M	10M	400x400x25	300	2500	30x70	2"
WST512 11M	11M	400x400x30	300	2500	30x70	2"
WST512 12M	12M	450x450x30	350	2500	30x70	2"
WST512 14M	14M	450x450x30	350	2500	30x70	2"

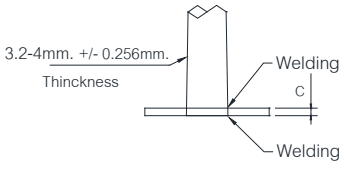

DETAIL - A

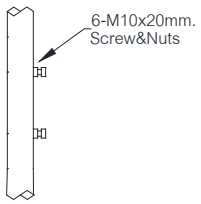

DETAIL - B

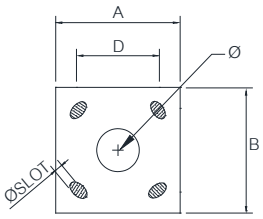

PLATE

ARM BRACKET

SPECIFICATION

- HOT-DIPPED GALVANIZED STEEL ARM BRACKET ULTRAVIOLET STABILIZED POLYESTER POWDER COAT FINISHED IN BLACK, OTHER COLOURS ARE AVIAILABLE UPON CONSUTATION

B1-25

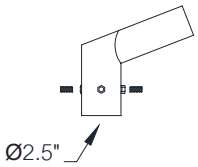

B1-30

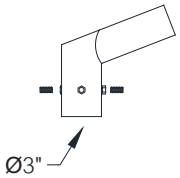

B2-25

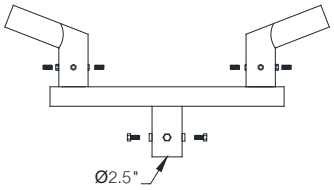

B2-30

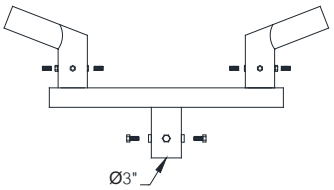

B2-120

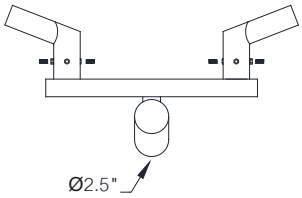

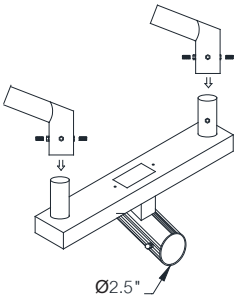

B3-1

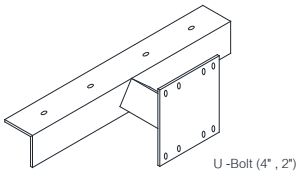

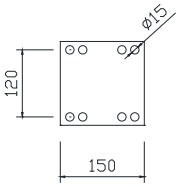

U Bolt

ARM BRACKET

SPECIFICATION

- HOT-DIPPED GALVANIZED STEEL ARM BRACKET ULTRAVIOLET STABILIZED POLYESTER POWDER COAT FINISHED IN BLACK, OTHER COLOURS ARE AVIAILABLE UPON CONSUTATION

B6-25

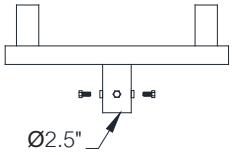

B6-30

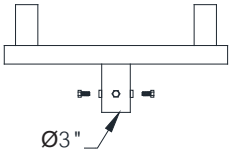

B6-120

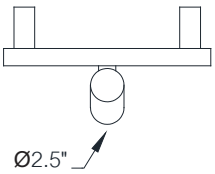

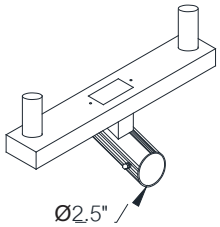

T1-25

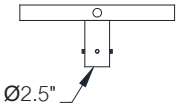

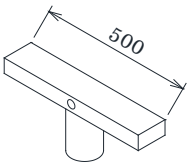

T1-30

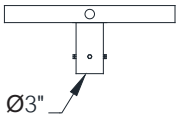

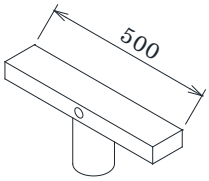

T2-25

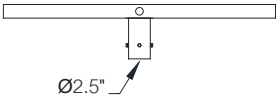

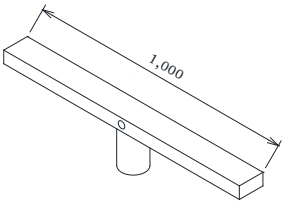

T2-30

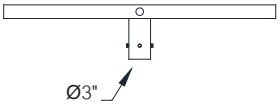

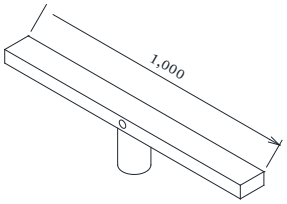

ARM BRACKET

SPECIFICATION

- HOT-DIPPED GALVANIZED STEEL ARM BRACKET ULTRAVIOLET STABILIZED POLYESTER POWDER COAT FINISHED IN BLACK, OTHER COLOURS ARE AVIAILABLE UPON CONSUTATION

T3-25

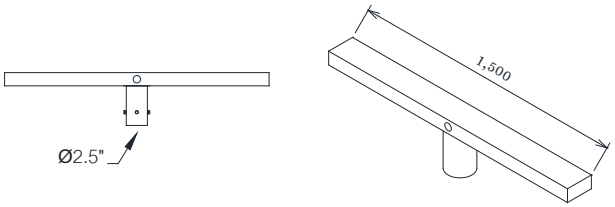

T3-30

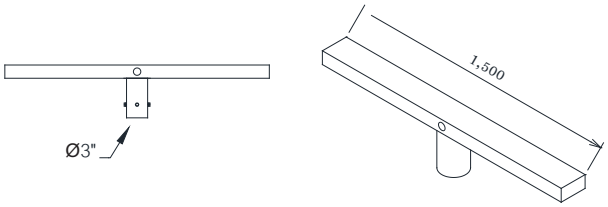

T4-X

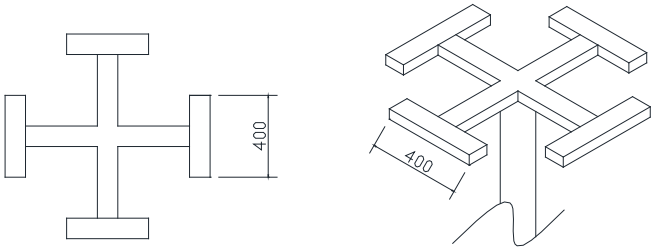

L1

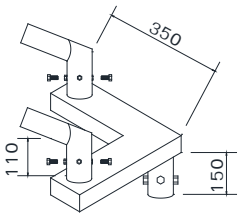

L2

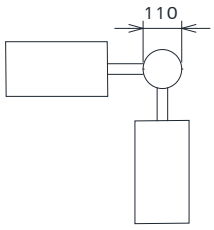

ARM BRACKET

SPECIFICATION

- MADE OF HOT ROLLED STEEL FINISH WITH HOT DIP GALVANIZED

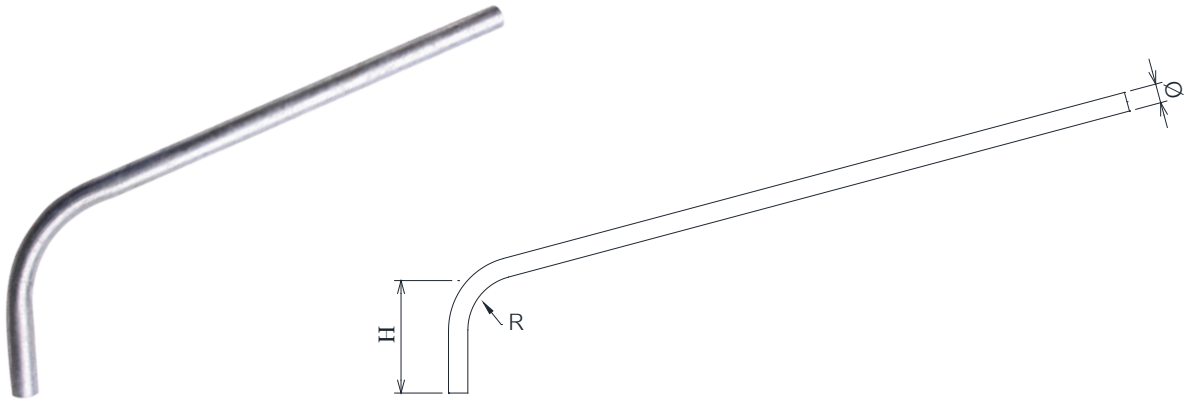

MODEL	TYPE	DIMENSIONS (mm.)			
		Ø	H	R	
WA01/150X	1.0" x 1.5M	1.0" (34mm.)	350	200	300
WA01/200X	1.0" x 2.0M	1.0" (34mm.)	350	200	300
WA01/250X	1.0" x 2.5M	1.0" (34mm.)	350	200	300
WA02/150X	1.5" x 1.5M	1.5" (48mm.)	350	200	300
WA02/180X	1.5" x 1.8M	1.5" (48mm.)	350	200	300
WA02/200X	1.5" x 2.0M	1.5" (48mm.)	350	200	300
WA02/250X	1.5" x 2.5M	1.5" (48mm.)	350	200	300
WA02/300X	1.5" x 3.0M	1.5" (48mm.)	350	200	300
WA03/150X	2.0" x 1.5M	2.0" (60mm.)	350	200	300
WA03/180X	2.0" x 1.8M	2.0" (60mm.)	350	200	300
WA03/200X	2.0" x 2.0M	2.0" (60mm.)	350	200	300
WA03/250X	2.0" x 2.5M	2.0" (60mm.)	350	200	300
WA03/300X	2.0" x 3.0M	2.0" (60mm.)	350	200	300

MODEL	TYPE	DIMENSIONS (mm.)		
		Ø	R	
WA02/150E	1.5" X 1.5M	1.0" (33mm.)	200	300
WA02/200E	1.5" X 2.0M	1.0" (33mm.)	200	300
WA02/250E	1.5" X 2.5M	1.0" (33mm.)	200	300
WA03/150E	2.0" X 1.5M	2.0" (48mm.)	200	300
WA03/200E	2.0" X 2.0M	2.0" (48mm.)	200	300
WA03/250E	2.0" X 2.5M	2.0" (48mm.)	200	300

ARM BRACKET

SPECIFICATION

- MADE OF HOT ROLLED STEEL FINISH WITH HOT DIP GALVANIZED

MODEL	TYPE	DIMENSIONS (mm.)		
		W	L	H
WBF10	FIX 1.0"	125	242	96
WBF15	FIX 1.5"	144	242	125
WBA10	ADJUST 1.0"	75	240	165
WBA15	ADJUST 1.5"	100	240	192
WBA20	ADJUST 2.0"	100	240	200

WBF10

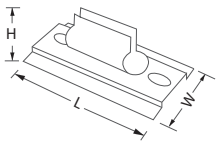



WBF15

WBA10,15, 20

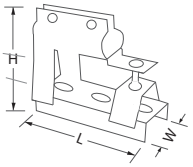

BRACKET PLATE



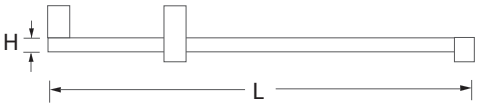

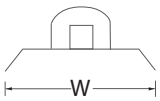

MODEL	TYPE	DIMENSIONS (mm.)		
		W	L	H
WBP15	1 X 28W,54W,36W	125	242	96
WBP15	1 X 28W,54W,36W	144	242	125
WBP25	1 X 28W,54W,36W	75	240	165

WINLIGHT

WINNER LIGHT CORPORATION CO., LTD.

37, 39 Soi Ekachai 72, Khlong Bang Phran, Bangbon, Bangkok, 10150 Thailand.
Tax : 0105552124285 Tel : 02-415-7576-7, 081-880-6616 Fax : 02-415-7578
Email : sale_wlc@winnerlight.co.th, sale.wlc@hotmail.com
www.winnerlight.co.th